

THE TRANSPORT TOPICS

TOP 100

2022

FOR-HIRE CARRIERS

THE DEFINITIVE ANNUAL RANKING OF THE LARGEST FOR-HIRE TRUCKING COMPANIES

Inside: North America's
Largest For-Hire Carriers



UNDER PRESSURE

How the stresses of the pandemic have crystallized the trends that are reshaping the trucking industry.



You take pride in your work, your service, your success, and earning a spot among this year's Top 100 For-Hire Carriers.



We take pride in calling many of you our partners, and simplifying the way you do business.

Congratulations to all 100 exceptional companies.

> 888-588-6162 | wexinc.com



TOP 100

Top 100 List Reflects Growth of Large Fleets

Despite lingering supply chain disruptions and an extremely tight labor market, most of the largest for-hire motor carriers in North America achieved significant revenue gains and higher profits last year, powered by surging freight demand as the economy rebounded from the COVID-19 pandemic.

Seth Clevenger
Managing Editor,
Features



That time of extraordinary business growth is clearly reflected on the 2022 edition of TRANSPORT TOPICS' Top 100 For-Hire Carriers list. The overwhelming majority of companies ranked on this year's list reported year-

over-year revenue increases in 2021, including record results for many large fleets.

At the same time, trucking companies across the industry were able to increase driver compensation to help bolster their recruiting and retention efforts.

But with that banner year now in the rearview mirror, carriers are facing some additional headwinds in 2022. In addition to persistent supply chain constraints, high inflation has contributed to economic uncertainty and diesel prices have skyrocketed amid Russia's invasion of Ukraine.

But after successfully navigating the disruptions of the past two years, the carriers that appear on this Top 100 list already have demonstrated their ability to adapt to challenges and keep their customers' freight moving.

It comes as no surprise that package delivery titans UPS Inc. and FedEx Corp. easily retained the top two positions on this year's list, with both reporting strong revenue growth as demand for package delivery continued to climb.

Less-than-truckload carrier XPO Logistics held onto its No. 3 ranking despite spinning off its contract logistics business in 2021. The company also plans to split off its freight brokerage operations as another independent company later this year.

The remainder of the top five also is unchanged, with intermodal and trucking company J.B. Hunt Transport Services checking in at No. 4 and Canadian trucking conglomerate TFI International at No. 5. TFI greatly expanded its LTL operations through its purchase of UPS's Freight division in April 2021.

One company that made a significant move up the list was Landstar System, which climbed three spots to land at No. 6. Landstar, which

reported 58% revenue growth in 2021, operates through its network of independent owner-operators and freight brokerage agents.

Meanwhile, mergers and acquisitions continued to alter the transportation industry's competitive landscape.

Regional e-commerce parcel carriers LaserShip and OnTrac announced in October 2021 that they would merge to create a nationwide last-mile delivery service for online retailers and other shippers. The combined company, which now ranks No. 27 on the Top 100, is establishing a coast-to-coast final-mile delivery network by linking LaserShip's eastern U.S. operations with OnTrac's western U.S. footprint. LaserShip and OnTrac ranked Nos. 50 and 47, respectively, on last year's list.

In another major deal, railroad operator CSX Corp. completed its acquisition of liquid bulk chemical transporter Quality Carriers in July 2021. Quality Carriers, which ranks No. 51 on the Top 100, remains headquartered in Tampa, Fla., and operates as a stand-alone business within CSX. The bulk carrier said it now offers customers a wider range of shipping options through a combination of rail and truck transportation networks.

A notable departure from this year's Top 100 is Waco, Texas-based LTL carrier Central Freight Lines, which shut down late last year after nearly a century in business. The company ranked No. 98 a year ago.

A new name on the list is No. 74 Quantix Supply Chain Solutions. The dry bulk and liquid chemical carrier, previously known as A&R Logistics, rebranded as Quantix in September 2021. The company, based in The Woodlands, Texas, ranked No. 87 on last year's list.

Ten new companies joined the Top 100 this year, led by No. 82 Dependable Supply Chain Services, a Los Angeles-based provider of LTL and truckload transportation and warehousing and logistics services.

Other additions to the list include No. 88 Leonard's Express, No. 89 Western Flyer Express, No. 91 Beemac Trucking, No. 92 New Legend Inc., No. 94 Oak Harbor Freight Lines, No. 95 Transervice Logistics, No. 96 Artur Express, No. 97 Paschall Truck Lines and No. 100 Paper Transport Inc.

The TRANSPORT TOPICS Top 100 list and industry sector lists presented in this publication rank the largest for-hire carriers in the United States and Canada based on 2021 revenue.

Most of the information is from companies' responses to an annual survey conducted by TRANSPORT TOPICS, along with data from financial reports and other public sources. SJ Consulting Group provided revenue estimates for some companies that did not report data. The lists also include some information compiled by legal services firm Culhane Meadows.

Acknowledgments and Sources

The 2022 Top 100 For-Hire Carriers is a special publication of Transport Topics. Seth Clevenger, managing editor of features, coordinated the project with assistance from Features Coordinator Marissa Gamache. Brian Kelly designed the cover and Debra Devine created the layout.

SJ Consulting Group also contributed to the project.

TRANSPORT TOPICS Top 100 For-Hire Carriers is sponsored online by WEX and DDC FPO

Rank 2022	Rank 2021		Revenue (000) 2021	Revenue 2020	Revenue % Change	Net Income(000) 2021	Net Income 2020	Net Income % Change	Employees 2021	Employees 2020	Equipment
UPS Inc.											
1	1	 <p>Atlanta <i>ups.com</i> NYSE: UPS Carol Tomé, CEO Nando Cesarone, EVP and President, U.S. Operations Brian Newman, CFO Kate Gutmann, EVP and President, International, Healthcare and Supply Chain Solutions</p>	\$97,300,000	\$84,628,000	15	\$12,900,000	\$1,343,000	860.5	534,000	543,000	15,554 company-owned tractors 91,015 straight trucks 85,398 total trailers 85,398 dry van 869 containers
			<p>Operating units: UPS Package Operations (air and ground package delivery) UPS Supply Chain Solutions (transportation management, air, ocean, rail and ground freight forwarding, customs brokerage, supply chain consulting and network design, dedicated contract carriage, service parts distribution and repair, returns management, order fulfillment, assembly and distribution) Coyote Logistics (freight brokerage) UPS Capital Corp. (equipment leasing, trade finance, freight payment and insurance) UPS Mail Innovations (mail processing) The UPS Store Inc. (franchiser of retail shipping, postal and business service stores) UPS Healthcare (inventory management, temperature-controlled packaging and shipping, storage and fulfillment of medical devices, labs and clinical trial logistics) Marken (supply chain services in pharmaceutical and life sciences industries) Roadie (same-day delivery technology platform)</p>								
FedEx Corp. ¹											
2	2	 <p>Memphis, Tenn. <i>fedex.com</i> NYSE: FDX Frederick Smith, Chairman Rajesh Subramaniam, President and CEO Mike Lenz, CFO Don Collieran, President and CEO, FedEx Express John Smith, President and CEO, FedEx Ground Lance Moll, President and CEO, FedEx Freight¹</p>	\$91,683,000	\$78,752,000	17.7	\$6,118,000	\$3,029,000	102	577,000	500,000	20,630 company-owned tractors 16,858 lease-to-own tractors 119,000 straight trucks 136,947 total trailers 684 aircraft
			<p>Operating units: FedEx Express (domestic and international air and ground package delivery) FedEx Ground (commercial and residential ground package delivery and consolidation) FedEx Logistics (air and ocean freight forwarding, supply chain consulting, warehousing and distribution, returned goods management, 3-D printing, parts testing, repair and refurbishment, expedited, order fulfillment and contract packaging, cross-border e-commerce, customs brokerage, trade management) FedEx Freight (regional and national LTL, expedited) FedEx Services (sales and marketing, information technology support, e-commerce services) FedEx Office (copying and printing services, signs and banners)</p>								
XPO Logistics											
3	3	 <p>Greenwich, Conn. <i>xpo.com</i> NYSE: XPO Bradley Jacobs, Chairman and CEO Ravi Tulsyan, CFO</p>	\$12,800,000	\$10,200,000	25.5	\$323,000	\$41,000	687.8	42,000	102,000	7,900 company-owned tractors 25,800 total trailers
			<p>Operating units: XPO Transportation (freight brokerage, regional and interregional LTL, dry van and refrigerated TL, dedicated contract carriage, intermodal/drayage, air/expedited, commercial and residential delivery, air and ocean freight forwarding)</p>								
J.B. Hunt Transport Services											
4	4	 <p>Lowell, Ark. <i>jbhunt.com</i> Nasdaq: JBHT Kirk Thompson, Chairman John Roberts III, President and CEO Nick Hobbs, COO John Kuhlrow, CFO Shelley Simpson, CCO</p>	\$12,168,000	\$9,640,000	26.2	\$760,800	\$506,035	50.3	34,978	30,364	18,617 company-owned tractors 39,994 total trailers 104,973 containers
			<p>Operating units: J.B. Hunt Intermodal (intermodal/drayage) J.B. Hunt Truckload (dry van TL) J.B. Hunt Dedicated Contract Services (dedicated contract carriage, commercial and residential delivery and installation services) J.B. Hunt Integrated Capacity Solutions (freight brokerage) J.B. Hunt Final Mile Services (final-mile delivery and installation services)</p>								

¹ FedEx Corp. revenue is for 12-month period ended Feb. 28, 2022.

Rank 2022	Rank 2021		Revenue (000) 2021	Revenue 2020	Revenue % Change	Net Income(000) 2021	Net Income 2020	Net Income % Change	Employees 2021	Employees 2020	Equipment	
TFI International												
	5	5	Montreal <i>tfintl.com</i>	\$7,220,000	\$6,347,134	13.8	\$664,000	\$275,675	140.9	29,539	16,753	13,384 company-owned tractors 9,428 owner-operator tractors 50,091 total trailers 42,258 dry van 2,140 temperature controlled 2,896 flatbed 2,797 tank
			TSX: TFI Alain Bédard, Chairman, President and CEO David Saperstein, CFO	Operating units: Canpar Express, ICS Courier, Loomis Express, TForce Integrated Solutions (package/courier) Cavalier, Excel Transportation, La Crete Transport, McMurray Serv-U Expediting, Normandin, TForce Freight, TForce Freight Canada, Tripar Transportation, TST-CF Express (LTL, over-the-road) Clarke Transport, National Fast Freight, Vitran (LTL, intermodal/drayage) Besner, CFI, CFI Dedicated, Couture, JCG, Laidlaw Carriers Van, Papineau International, SGT, TF Dedicated Logistics (dry van TL, dedicated contract carriage) BTC East, BTC West, Coastal Transport, Contrans Flatbed Group, Contrans Tank Group, Contrans Vrac, Driving Force Decks, Durocher International, FKD Contracting, Fleetway, GBT, GHF Transport, Golden International, Gunter, Gusgo, JAF, JAG, Kingsway Bulk, Laidlaw Carriers Bulk, Laser, McArthur Express, Mirabel Logistic, Nordique, P&W Intermodal, Piston Tank, Procam International, Quiktrax Intermodal, TF Truckload & Logistics, Timeline Logistic, Tombro, Trans2D Logistics, Tri-Line Carriers, TST Expedited, TTL, Westfreight Systems, Winalta (flatbed/heavy specialized, chemical and petroleum tank, liquid and dry bulk, intermodal, oil field and energy services) AC Logistics Canada, Cavalier Logistics, CFI Logistica, CFI Logistics, Clarke North America, Cornerstone Logistics, Craler, DSN Chemical Transportation, E&L Logistics, FreightLine, Logikit, Patriot Freight Services, Quik X Logistics, SAF Logistics, Stream Logistics, TForce Logistics, TForce Logistics Canada, TForce Medical Logistics, TForce Premier Distribution, TFWW, Unity Courier Service (transportation management, freight brokerage, warehousing and distribution, residential and commercial delivery)								
Landstar System												
	6	9	Jacksonville, Fla. <i>landstar.com</i>	\$6,538,000	\$4,132,981	58.2	\$721,000	\$192,106	275.3	1,399	1,320	11,864 owner-operator tractors 18,307 total trailers 15,119 dry van 197 temperature controlled 2,991 flatbed
			Nasdaq: LSTR Diana Murphy, Chairman Jim Gattoni, President and CEO Joe Beacom, COO Rob Brasher, CCO Rick Coro, CIO	Operating units: Landstar Transportation Logistics (dry van and refrigerated TL and LTL, flatbed/heavy specialized, intermodal/drayage, expedited, air and ocean freight forwarding, customs brokerage, cross-border services, project cargo, transportation management) Signature Insurance Co., Risk Management Claim Services (insurance, claims management)								
Knight-Swift Transportation Holdings												
	7	6	Phoenix <i>knight-swift.com</i>	\$6,000,000	\$4,673,863	28.4	\$966,000	\$410,002	135.6	27,900	22,900	19,498 company-owned tractors 1,853 owner-operator tractors 75,019 total trailers 10,847 containers
			NYSE: KNX Kevin Knight, Chairman Gary Knight, Vice Chairman Dave Jackson, President and CEO Kevin Quast, COO Adam Miller, CFO	Operating units: Knight Trucking (dry van and refrigerated TL, intermodal/drayage) Knight Logistics (freight brokerage, intermodal/drayage, transportation management) Swift Truckload (dry van TL) Swift Dedicated (dedicated contract carriage) Swift Refrigerated (refrigerated TL, dedicated contract carriage) Swift Intermodal (intermodal/drayage) Swift Logistics (freight brokerage, repair and maintenance, equipment leasing and insurance)								

Revenue and net income figures printed in black reflect 2020 financial results.

Numbers for previous year printed in BLUE.

NA = not available or not applicable

e = estimate

Rank 2022	Rank 2021		Revenue (000)		Revenue % Change	Net Income(000)		Net Income % Change	Employees		Equipment
			2021	2020		2021	2020		2021	2020	
Schneider											
8	7	Green Bay, Wis. <i>schneider.com</i> NYSE: SNDR Mark Rourke , President and CEO Stephen Bruffett , CFO Shaleen Devgun , CIO Jim Filter , COO	\$5,600,000	\$4,552,800	23	\$405,000	\$211,700	91.3	16,050	15,225	9,000 company-owned tractors 2,300 owner-operator tractors 36,700 total trailers 25,600 containers
		Operating units: Schneider Truckload Services (dry van and refrigerated TL, expedited, dedicated contract carriage, liquid bulk, chemical and petroleum tank, flatbed/heavy specialized, commercial and residential delivery, LTL) Schneider Intermodal Services (intermodal and drayage) Schneider Logistics Services (transportation management, freight brokerage, transloading and port drayage, cross-border services, warehousing and distribution, supply chain consulting and network design, domestic and international freight service in China) Schneider Finance (equipment leasing) Midwest Logistics Systems (dedicated contract carriage)									
Old Dominion Freight Line											
9	10	Thomasville, N.C. <i>odfl.com</i> Nasdaq: ODFL David Congdon , Executive Chairman Greg Gantt , President and CEO Kevin Freeman , COO Adam Satterfield , CFO	\$5,256,000	\$4,015,129	30.9	\$1,034,000	\$672,682	53.7	24,372	19,779	10,403 company-owned tractors 151 straight trucks 41,220 total trailers 13,303 dry van
		Operating units: OD Domestic (regional and interregional LTL and TL, freight brokerage) OD Expedited (air and ground expedited, trade show exhibits, commercial and residential delivery and installation) OD Household Services (self-moving services) OD Global (air and ocean freight forwarding, intermodal/drayage, assembly and distribution) OD Technology (information technology)									
Yellow Corp.											
10	8	Overland Park, Kan. <i>myyellow.com</i> Nasdaq: YELL Matthew Doheny , Chairman Darren Hawkins , CEO Darrel Harris , President Daniel Olivier , CFO	\$5,122,000	\$4,513,700	13.5	\$104,000	(\$53,500)	NA	32,000	30,000	12,200 company-owned tractors 2,000 lease-to-own tractors 42,000 total trailers
		Operating units: YRC Freight (national and international LTL and TL, expedited, cross-border services) YRC Freight Canada (regional and interregional LTL in Canada, cross-border services) New Penn, Holland, Reddaway (regional and interregional LTL and TL, expedited, cross-border services) HNRy Logistics (freight brokerage)									
Ryder Supply Chain Solutions											
11	11	Miami <i>ryder.com</i> (Ryder System Inc.) Robert Sanchez , Chairman and CEO John Diez , CFO Steven Sensing , President, Global Supply Chain Solutions John Diez , President, Global Fleet Management	\$4,612,000	\$3,773,800	22.2	\$166,000	\$233,382	-28.9	41,900	NA	70,700 company-owned tractors 75,100 straight trucks 43,500 total trailers
		Operating units: Ryder Supply Chain Solutions (supply chain consulting, warehousing and distribution, assembly and packaging, freight brokerage, order fulfillment, freight bill payment, returned goods management and repair services, trade services, residential and commercial delivery) Ryder Dedicated Transportation Solutions (dedicated contract carriage)									

Revenue and net income figures printed in black reflect 2020 financial results.

Numbers for previous year printed in BLUE.

NA = not available or not applicable

e = estimate

Rank 2022	Rank 2021		Revenue (000)		Revenue % Change	Net Income(000)		Net Income % Change	Employees		Equipment
			2021	2020		2021	2020		2021	2020	
Estes Express Lines											
12	12	Richmond, Va. <i>estes-express.com</i> ESTES Robey Estes Jr., Chairman, President and CEO Billy Hupp, COO Steve Hupp, CFO Webb Estes, VP of Process Improvement	\$4,447,000	\$3,559,000	25	NA	NA	NA	21,700	19,000	8,500 company-owned tractors 34,000 total trailers
			Operating units: Estes Express Lines (regional and national LTL and TL, expedited, consolidation, supply chain consulting, information technology) Estes Forwarding Worldwide (ground, air and ocean freight forwarding, freight brokerage) Estes SureMove (household goods moving and storage) Estes Level2 Logistics (dedicated contract carriage, dry van TL, flatbed) Estes Specialized Truckload and Delivery Services (assembly and distribution, packaging and crating, residential and commercial delivery, government shipping, flatbed/heavy specialized, hazardous materials, security and escort services) Estes Leasing (equipment financing and maintenance) Big E Transportation (residential and commercial delivery)								
Hub Group											
13	13	Oak Brook, Ill. <i>hubgroup.com</i> Nasdaq: HUBG Hub Group David Yeager, Chairman and CEO Phillip Yeager, President and COO Geoff DeMartino, CFO	\$4,232,000	\$3,495,644	21.1	\$171,000	\$73,559	132.5	5,000	5,000	2,800 company-owned tractors 800 owner-operator tractors 34 straight trucks 6,100 total trailers 5,148 dry van 98 temperature controlled 542 flatbed 51,000 containers
			Operating units: Hub Group Intermodal (intermodal/drayage) Unyson Logistics (transportation management, supply chain consulting) Hub Group Trucking (dry van TL, intermodal/drayage) Hub Group Dedicated (dedicated contract carriage) CaseStack (transportation management, freight brokerage)								
ArcBest											
14	15	Fort Smith, Ark. <i>arcb.com</i> Nasdaq: ARCB ArcBest Judy McReynolds, Chairman, President and CEO David Cobb, CFO	\$3,980,000	\$2,940,163	35.4	\$214,000	\$71,100	201	14,000	13,000	4,360 company-owned tractors 87 straight trucks 23,438 total trailers
			Operating units: ABF Freight (LTL, tradeshow, final mile and time-critical services) ArcBest (truckload brokerage and intermodal, ocean shipping, time-critical/expedited, temperature control validation, government secret clearance, geofencing, special handling of high-value products, air cargo, international airfreight, domestic airfreight, air charter, warehousing, transportation management, consumer moving) FleetNet America (emergency breakdown services, vehicle maintenance and towing) ArcBest Technologies (technology services)								
Penske Logistics											
15	14	Reading, Pa. <i>penskelogistics.com</i> (Penske Truck Leasing Co.) PENSKE Roger Penske, Chairman Brian Hard, CEO Marc Althen, President Steve Beverly, CFO	\$3,700,000	\$3,200,000	15.6	NA	NA	NA	19,994	19,954	5,583 company-owned tractors 835 straight trucks 13,771 total trailers 10,992 dry van 2,218 temperature controlled 347 flatbed 214 tank
			Operating units: Penske Logistics (dedicated contract carriage, transportation management, warehousing and distribution, freight brokerage, air and ocean freight forwarding, facilities engineering)								

Revenue and net income figures printed in black reflect 2020 financial results.

Numbers for previous year printed in BLUE.

NA = not available or not applicable

e = estimate

Rank 2022	Rank 2021		Revenue (000)		Revenue % Change	Net Income(000)		Net Income % Change	Employees		Equipment
			2021	2020		2021	2020		2021	2020	
NFI											
16 	16	Camden, N.J. <i>nfiindustries.com</i>	\$3,100,000	\$2,630,000	17.9	NA	NA	NA	15,500	14,500	2,900 company-owned tractors 1,700 owner-operator tractors 13,000 total trailers 12,306 dry van 585 temperature controlled 54 flatbed 235 containers
	Sid Brown , CEO Jeff Brown , Vice Chairman and President Ike Brown , Vice Chairman and President Steve Grabbell , CFO	Operating units: NFI Transportation (dedicated contract carriage, dry van TL, refrigerated, flatbed/heavy specialized) NFI Distribution (warehousing and distribution, cross-docking, order fulfillment, contract packaging) NFI Integrated Logistics (intermodal/drayage, freight brokerage, transportation management, consolidation, freight payment and audit, air and ocean freight forwarding, international warehousing and consolidation, port services) NFI Cal Cartage Port Services (port drayage, transloading, consolidation, deconsolidation, customs exams) NFI Real Estate (commercial and industrial real estate development and construction)									
Werner Enterprises											
17 	17	Omaha, Neb. <i>werner.com</i>	\$2,734,000	\$2,372,178	15.3	\$259,000	\$169,078	53.2	13,525	12,292	8,485 company-owned tractors 290 owner-operator tractors 27,225 total trailers 25,940 dry van 1,105 temperature controlled 180 flatbed
	Nasdaq: WERN Derek Leathers , Chairman, President and CEO Marty Nordlund , COO John Steele , CFO Craig Callahan , COO	Operating units: Werner Truckload Transportation Services, ECM Transport (80% ownership) (dry van and refrigerated TL, flatbed/heavy specialized, expedited, dedicated contract carriage, cross-border services) Werner Logistics (air and ocean freight forwarding, freight and customs brokerage, consolidation, transportation management, final mile, intermodal, freight audit and payment, warehousing and distribution, information technology) Werner Fleet Sales (used truck and trailer sales)									
Purolator											
18 	22	Mississauga, Ontario <i>purolator.com</i>	\$2,600,000	\$1,646,117	57.9	\$293,000	NA	NA	13,533	10,882	522 company-owned tractors 182 straight trucks 3,447 pickups and vans 2,005 total trailers
	(Canada Post Corp., Barry Lapointe Holdings) John Ferguson , President and CEO Chris Spanjaard , COO Roslyn Samtleben , CFO	Operating units: Purolator Inc. (air and ground package delivery, air and ocean freight forwarding, customs brokerage, transportation management, warehousing and distribution, returned goods management, supply chain consulting) Purolator Freight (regional and interregional LTL, expedited) Purolator International (cross-border package and freight delivery, expedited)									
R+L Carriers¹											
19 	19	Wilmington, Ohio <i>rlcarriers.com</i>	\$2,427,000 ^e	\$1,973,000 ^e	23	NA	NA	NA	NA	NA	6,774 company-owned tractors 831 straight trucks 19,709 total trailers
	Ralph Roberts , Founder Roby Roberts , CEO Robert Zimmerman , President	Operating units: R+L Carriers (regional and national LTL, expedited and crating services in the U.S. and Canada) R+L Global Logistics (air and ocean freight forwarding, warehousing and distribution, order fulfillment, transportation management, project logistics, trade show exhibits and high-value cargo transportation, intermodal, cross-border services, supply chain consulting) R+L Truckload Services (dry van and refrigerated TL, flatbed, expedited, intermodal) Roberts Truck Sales (equipment sales)									
Prime Inc.											
20 	18	Springfield, Mo. <i>primeinc.com</i>	\$2,408,000	\$2,208,764	9	\$351,000	\$326,543	7.5	4,411	4,839	7,012 company-owned tractors 589 owner-operator tractors 14,700 total trailers 127 dry van 12,602 temperature controlled 1,346 flatbed 605 tank
	Robert Low , Chairman, President and CEO R. Dean Hoedl , CFO Steve Wutke , SVP, Sales	Operating units: Prime Inc. (refrigerated TL, flatbed/heavy specialized, tank/bulk, dedicated contract carriage) Prime Logistics (freight brokerage) Prime Floral (transportation of flowers and plants, consolidation and distribution services) Trailer Skirt Ads (advertising on trailer side skirts) Pedigree Truck Sales (equipment sales) Success Leasing (equipment leasing)									

¹ R + L Carriers revenue is estimated by SJ Consulting Group

Revenue and net income figures printed in black reflect 2020 financial results.

Numbers for previous year printed in BLUE.

NA = not available or not applicable

e = estimate

Rank 2022	Rank 2021		Revenue (000)		Revenue % Change	Net Income(000)		Net Income % Change	Employees		Equipment
			2021	2020		2021	2020		2021	2020	
Saia Inc.											
21	20	Johns Creek, Ga. <i>saia.com</i> Nasdaq: SAIA Richard O'Dell , Chairman Frederick Holzgrebe III , President and CEO Raymond Ramu , CCO Douglas Col , CFO	\$2,300,000	\$1,822,366	26.2	\$335,000	\$138,340	142.2	12,000	10,600	5,600 company-owned tractors 19,300 total trailers
		Operating units: Saia LTL Freight (regional and interregional LTL and TL, expedited) LinkEx Inc. (supply chain consulting, air and ocean freight forwarding, warehousing, commercial and residential delivery) Saia Logistics Services (transportation management, freight brokerage)									
Evans Delivery											
22	27	Schuylkill Haven, Pa. <i>evansdelivery.com</i> (Calera Capital) Matthew Bates , CEO Brian Frey , CFO	\$2,050,000	\$1,426,000	43.8	NA	NA	NA	650	536	9,000 owner-operator tractors 3,000 total trailers 3,000 dry van
		Operating units: ARC Transit , All Points Transport , Catfish Container , Century Express Brand , Compass Intermodal , Commercial Transportation , Drayage Express , E-Transport , Evans Delivery Company , FIT Transportation , Hale Intermodal Trucking , Land Transportation , Phoenix Transportation , Madaris Transportation , Newhawk Xpress , Orion Intermodal Services , Pierside Intermodal , Polaris Intermodal , Railport Services , Regan Intermodal , 61 Transport , Veterans Express , West Contract , Whitacre Intermodal (intermodal/drayage, dry van TL) DM Transportation (inbound transportation management) Greatwide Truckload Management (dry van TL, flatbed, intermodal/drayage, freight brokerage) West Motor Freight (dry van TL, flatbed, freight brokerage) Packard Transport (flatbed, dry van TL, freight brokerage) New Age Transportation , Distribution & Warehousing Inc. (freight brokerage)									
U.S. Xpress Enterprises											
23	21	Chattanooga, Tenn. <i>usxpress.com</i> NYSE: USX Max Fuller , Chairman Eric Fuller , President and CEO Eric Peterson , CFO	\$1,949,000	\$1,742,101	11.9	\$11,000	\$17,632	-37.6	8,689	7,998	5,200 company-owned tractors 1,200 owner-operator tractors 13,600 total trailers 13,600 dry van
		Operating units: U.S. Xpress Inc. (dry van TL, expedited, dedicated contract carriage, freight brokerage, cross-border services) Total Transportation of Mississippi (dry van TL, expedited, freight brokerage, 90% ownership) U.S. Xpress Leasing (equipment leasing)									
Kenan Advantage Group											
24	23	North Canton, Ohio <i>thekag.com</i> Dennis Nash , Chairman Charlie Delacey , CEO Grant Mitchell , President and COO Jason Yaudes , CFO	\$1,904,000	\$1,572,138	21.1	NA	NA	NA	9,311	8,600	7,000 company-owned tractors 11,380 total trailers 300 dry van 80 temperature controlled 11,000 tank
		Operating units: KAG Fuels Delivery (petroleum and chemical tank, propane, asphalt, renewable fuels, dedicated contract carriage) KAG Specialty Products (chemical tank, liquid and dry bulk, dedicated contract carriage, tank washing) KAG Food Products (liquid bulk food and beverage) KAG Merchant Gas (industrial gas) KAG Canada (liquid and dry bulk in Canada) KAG Logistics (transportation management, freight payment and auditing, renewable fuel storage and transloading)									

Revenue and net income figures printed in black reflect 2020 financial results.




Numbers for previous year printed in BLUE.

NA = not available or not applicable

e = estimate

Rank 2022	Rank 2021		Revenue (000)		Revenue % Change	Net Income(000)		Net Income % Change	Employees		Equipment
			2021	2020		2021	2020		2021	2020	
CRST The Transportation Solution											
	24	Cedar Rapids, Iowa <i>crst.com</i>	\$1,800,000	\$1,502,737	19.8	\$35,000	NA	NA	6,536	6,631	3,023 company-owned tractors 64 lease-to-own tractors 861 owner-operator tractors 3 straight trucks 20 pickups and vans 14,289 total trailers 10,290 dry van 390 temperature controlled 2,492 flatbed 2 tank 3 containers
		John Smith , Chairman Hugh Ekberg , President and CEO Brent Mohaschi , CFO Mike Gannon , COO Jerry Kilgore , CIO	Operating units: Dedicated Solutions (dedicated contract carriage, refrigerated and dry van TL, LTL, flatbed, drayage and warehousing, freight brokerage) Expedited Solutions (dry van and refrigerated TL, expedited) Flatbed Solutions (flatbed/heavy specialized, dedicated contract carriage) Integrated Solutions (transportation management, intermodal, freight brokerage) Specialized Solutions (transportation of high-value goods and specialized commodities, commercial and residential delivery, warehousing and distribution, intermodal, home delivery & installation)								
Universal Logistics Holdings											
	29	Warren, Mich. <i>universallogistics.com</i>	\$1,751,000	\$1,391,083	25.9	NA	\$48,132	NA	8,000	7,420	1,553 company-owned tractors 112 lease-to-own tractors 2,401 owner-operator tractors 36 straight trucks 36 pickups and vans 3,800 total trailers 3,400 dry van 15 temperature controlled 395 flatbed 200 containers
		Nasdaq: ULH Tim Phillips , CEO Jude Beres , CFO	Operating units: Universal Truckload (dry van TL, flatbed/heavy specialized, motor vehicle drive away, dedicated contract carriage, expedited, refrigerated, transportation management, freight brokerage, switching and yard management) Universal Intermodal Services (intermodal/drayage) Capacity Solutions (brokerage, customs brokerage and forwarding) Universal Value-Added Services (sequencing, sub-assembly, warehouse management, consolidations and crossdocks, kitting, repacking and returnable container management) Universal Dedicated Transportation (dedicated, switching and yard management)								
Forward Air											
	33	Greenville, Tenn. <i>forwardair.com</i>	\$1,662,000	\$1,269,573	30.9	\$116,000	\$52,767	119.8	4,327	3,774	267 company-owned tractors 598 lease-to-own tractors 6,370 total trailers
		Nasdaq: FWRD Thomas Schmitt , President, Chairman and CEO Chris Ruble , COO	Operating units: Forward Air Inc. (air/expedited, dry van and refrigerated TL and LTL, consolidation, customs brokerage, dedicated contract carriage, freight brokerage) Central States Trucking Co. , Central States Logistics (intermodal/drayage, transloading, warehousing)								
LaserShip/OnTrac ¹											
	50	Vienna, Va. <i>ontrac.com</i>	\$1,662,000 ^e	\$832,000 ^e	99.8	NA	NA	NA	NA	NA	NA
		(American Securities and Greenbriar Equity Group) Will Manuel , Chairman Mark Holifield , CEO	Operating units: LaserShip (residential and commercial package delivery primarily in the eastern United States) OnTrac (time-definite parcel delivery in eight western states, international mail distribution, warehousing and distribution, packing and storage services) LaserShip acquired OnTrac in October 2021.								
C.R. England											
	25	Salt Lake City <i>crengland.com</i>	\$1,644,000	\$1,466,947	12.1	NA	NA	NA	6,588	7,150	3,833 company-owned tractors 5,897 total trailers 1,977 dry van 3,691 temperature controlled 229 flatbed 1,543 containers
		Daniel England , Chairman Chad England , CEO Josh England , President Zach England , COO TJ McGeean , CFO	Operating units: C.R. England Inc. (refrigerated and dry van TL, flatbed, dedicated contract carriage, intermodal, cross-border services) England Logistics (freight brokerage, air and ocean freight forwarding, intermodal, dry and refrigerated LTL, parcel, transportation management, supply chain consulting, facility engineering, warehousing and distribution) England Carrier Services (financial services, fuel and equipment sales, maintenance and compliance services) Premier Truck Driving Schools (driver training) Lakeside Medical Clinic (driver health services)								

¹ LaserShip/OnTrac revenue is estimated by SJ Consulting Group.

Rank 2022	Rank 2021		Revenue (000)		Revenue % Change	Net Income(000)		Net Income % Change	Employees		Equipment
			2021	2020		2021	2020		2021	2020	
Anderson Trucking Service											
30	32	St. Cloud, Minn. <i>atsinc.com</i>  Rollie Anderson , Chairman and CEO Brent Anderson , President Paul Pfeiffer , CFO Michael Lakmann , COO Scott Anderson , EVP and Chief Administration Officer	\$1,567,000	\$1,274,709	22.9	NA	NA	NA	2,325	2,369	1,008 company-owned tractors 1,580 owner-operator tractors 7,082 total trailers 3,205 dry van 3,877 flatbed
			Operating units: ATS Specialized, New Energy Transport, Warren Transport, Midwest Specialized Transportation. Waylon Transport (flatbed/ heavy specialized, intermodal) ATS Inc. (dry van TL) ATS Logistics Services (transportation management, freight brokerage, warehousing and consolidation, packaging, pilot car services) ATS Maritime (heavy specialized, project management, intermodal, air and ocean freight forwarding, customs brokerage) Sureway Transportation Co. (freight sales) SunBelt Xpress (transportation of furniture, residential and commercial delivery, expedited, LTL, freight brokerage) Iowa Loading Service, National Specialized Services (logistics services) Competitive Equipment Leasing (equipment leasing) Transportation Trucking Insurance Co. (insurance) QLine Trucking Ltd. (flatbed/heavy specialized in Canada)								
Daseke Inc.											
31	26	Addison, Texas <i>daseke.com</i>  Nasdaq: DSKE Jonathan Shepko , CEO Jason Bates , EVP and CFO Rick Williams , EVP and COO	\$1,557,000	\$1,454,100	7.1	\$56,000	\$6,200	803.2	4,006	4,304	2,623 company-owned tractors 2,074 owner-operator tractors 11,266 total trailers
			Operating units: Boyd Bros. Transportation, WTI Transport, Mid Seven Transportation, Central Oregon Truck Co., Hornady Transportation (flatbed, freight brokerage) TSH & Co., Alabama Carriers, Fleet Movers Inc. (flatbed, freight brokerage) E.W. Wylie Corp., J. Grady Randolph Inc., Lone Star Transportation (flatbed, freight brokerage) Smokey Point Distributing (flatbed, freight brokerage, glass) Bulldog Hiway Express (drayage, flatbed/heavy specialized) Boyd Logistics (freight brokerage) Big Freight Systems (flatbed/heavy specialized, warehousing in Canada) The Schilli Cos. (flatbed/heavy specialized, warehousing and distribution, truck leasing and rental) Steelman Transportation (flatbed/heavy specialized, freight brokerage) Roadmaster Group (arms, ammunition and explosives, flatbed/heavy specialized, dry van TL, dromedary, hazmat, high-security hauling services, freight brokerage) Moore Freight Service (glass, flatbed/heavy specialized) Aveda Transportation and Energy Services (flatbed/heavy specialized, oilfield services in U.S. and Canada) Builders Transportation Co. (flatbed/heavy specialized)								
Averitt Express											
32	36	Cookeville, Tenn. <i>averittexpress.com</i>  Gary Sasser , Chairman and CEO Wayne Spain , President Barry Blakely , COO Johnny Fields , CFO	\$1,532,000	\$1,207,587	26.9	NA	NA	NA	9,000	8,550	5,090 company-owned tractors 39 straight trucks 15,071 total trailers 14,801 dry van 13 temperature controlled 257 flatbed
			Operating units: Averitt Express (regional and interregional LTL, flatbed, dry van and refrigerated TL, dedicated contract carriage, expedited, cross-border services, air and ocean freight forwarding, customs brokerage, freight brokerage, intermodal, warehousing and distribution, drayage, transloading, product assembly, transportation management, returned goods management, order fulfillment, commercial and residential delivery, supply chain consulting)								

Revenue and net income figures printed in black reflect 2020 financial results.

Numbers for previous year printed in BLUE.

NA = not available or not applicable

e = estimate

Rank 2022	Rank 2021		Revenue (000)		Revenue % Change	Net Income(000)		Net Income % Change	Employees		Equipment
			2021	2020		2021	2020		2021	2020	
UniGroup											
33	30	Fenton, Mo. <i>unigroupinc.com</i>  Charles W. McDaniel , Chairman Jason Mills , President and CEO Bob McCabe , COO Jay Link , CFO Valerie Pacer , CAO	\$1,499,000	\$1,320,000	13.6	NA	NA	NA	835	850	2,507 lease-to-own tractors 2,157 straight trucks 4,302 total trailers
Operating units:			United Van Lines, Mayflower Transit (household goods, commercial and industrial moving and storage, storage containers, vehicle delivery, high-value products, trade show exhibits, warehousing) UniGroup Worldwide Moving (domestic and international household goods moving, air and ocean freight forwarding) UniGroup Logistics (warehousing and distribution, flatbed/heavy specialized, installation of furniture, fixtures and electronic equipment, project management) Allegiant Move Management (government and commercial household goods moving and storage) Trans Advantage (equipment sales and service)								
Day & Ross											
34	31	Hartland, New Brunswick <i>dayross.com</i> (McCain Foods Ltd.)  Bill Doherty , President and CEO Kevin Chase , CFO Shawn McMahan , COO	\$1,489,000	\$1,319,498	12.8	NA	NA	NA	8,400	8,000	1,800 company-owned tractors 2,800 owner-operator tractors 660 straight trucks 248 pickups and vans 9,150 total trailers 6,750 dry van 2,100 temperature controlled 300 flatbed
Operating units:			Day & Ross Freight (national and international LTL, dry van and refrigerated TL, flatbed/heavy specialized, commercial delivery, cross-border services, expedited, dangerous goods) Day & Ross Supply Chain and Trade Networks (supply chain consulting, transportation management, air and ocean freight forwarding, intermodal/drayage, project management, warehousing and distribution, plant relocation services, consolidation, freight brokerage) Day & Ross Dedicated Logistics (dedicated contract carriage, warehousing and distribution, kitting and assembly, returned goods management, includes operations of A&S Kinard & Buckler Transport) Sameday Worldwide (expedited, air and ground package delivery, order fulfillment, residential delivery)								
Southeastern Freight Lines											
35	34	Lexington, S.C. <i>sefl.com</i>  W.T. Cassels Jr. , Chairman W. Tobin Cassels , President Coley Campbell , COO Don Krampe , CFO	\$1,476,000	\$1,256,333	17.5	NA	NA	NA	8,490	8,252	2,788 company-owned tractors 394 straight trucks 8,060 total trailers 8,060 dry van
Operating units:			Southeastern Freight Lines (regional and interregional LTL and TL, assembly and distribution) Southeastern Logistics (freight brokerage)								
PS Logistics											
36	40	Birmingham, Ala. <i>pstrans.com</i>  Scott Smith , CEO Houston Vaughn , Co-President Scott Schell , Co-President Brian Barze , CFO	\$1,375,000	\$957,000	43.7	NA	NA	NA	3,100	3,036	1,750 company-owned tractors 1,225 lease-to-own tractors 650 owner-operator tractors 5,700 total trailers 200 temperature controlled 5,500 flatbed
Operating units:			P&S Transportation, Blair Logistics, Loudon County Trucking, MTB Transport, DT Freight, Red Mountain Transportation, National Strategic Transport, HS Express, DMT Trucking, Shelton Trucking, Southeast Logistics, Diamond State Trucking, Jason Jones Trucking, Patriot Transit, Scout Logistics, Daryl Thomason Trucking, JLT Services (flatbed/heavy specialized) TA Services (freight brokerage, managed transportation and warehousing)								
Crete Carrier Corp. ¹											
37	37	Lincoln, Neb. <i>cretecarrier.com</i>  Tonn Ostergard , Chairman and CEO Tim Aschoff , President and COO Erick Kutter , President, Shaffer Trucking Mark Swanson , President, Hunt Transportation	\$1,304,000 ^e	\$1,171,000 ^e	11.4	NA	NA	NA	6,536	6,631	5,000 company-owned tractors 13,000 total trailers
Operating units:			Crete Carrier Corp. (dry van TL, dedicated contract carriage) Shaffer Trucking (refrigerated TL, dedicated contract carriage) Hunt Transportation (flatbed/heavy specialized)								

¹ Crete Carrier Corp. revenue is estimated by SJ Consulting Group.

Revenue and net income figures printed in black reflect 2020 financial results.

Numbers for previous year printed in BLUE.

NA = not available or not applicable

e = estimate

Rank 2022	Rank 2021		Revenue (000)		Revenue % Change	Net Income(000)		Net Income % Change	Employees		Equipment
			2021	2020		2021	2020		2021	2020	
Ruan ¹											
38	35	Des Moines, Iowa <i>ruan.com</i> Ben McLean , CEO Dan Van Alstine , President and COO Steve Wood , CFO	\$1,227,820 ^e	\$1,222,782	0.4	NA	NA	NA	5,500	5,500	3,197 company-owned tractors 278 lease-to-own tractors 102 straight trucks 8,210 total trailers
		Operating units: Ruan Dedicated Contract Transportation (dedicated contract carriage, dry van TL, liquid and dry bulk, commercial delivery) Ruan Supply Chain Solutions (transportation management, freight brokerage, warehousing and distribution, product assembly and packaging, freight payment and audit, yard management, order fulfillment, returned goods management, commercial and residential delivery) Ruan Transport Corp. (liquid and dry bulk, chemical tank)									
Lynden											
39	39	Anchorage, Alaska <i>lynden.com</i> Jim Jansen , Chairman Jon Burdick , President and CEO Alex McKallor , COO Brad McKeown , CFO Everett Billingslea , CLO	\$1,080,000	\$960,000	12.5	NA	NA	NA	2,472	2,595	780 company-owned tractors 100 owner-operator tractors 100 straight trucks 35 pickups and vans 2,430 total trailers 24,960 containers
		Operating units: Alaska Marine Lines (barge) Alaska West Express (chemical and petroleum tank, intermodal, dry bulk, flatbed/heavy specialized, oil field services) Lynden Transport (dry van and refrigerated TL, flatbed/heavy specialized, LTL) LTI Inc. (liquid and dry bulk) Lynden International (air and ocean freight forwarding, customs brokerage, warehousing and distribution, returned goods management, commercial and residential delivery, trade show exhibits) Lynden Air Cargo (airfreight) Lynden Logistics (transportation management, dedicated contract carriage) Lynden Training Center (hazardous materials response training)									
Central Transport International ²											
40	43	Warren, Mich. <i>centraltransportint.com</i> (CenTra Inc.) Jim Rafferty , VP of Business Development	\$1,046,000 ^e	\$871,000 ^e	20.1	NA	NA	NA	NA	NA	2,953 lease-to-own tractors 50 straight trucks 11,877 total trailers
		Operating units: Central Transport (regional and interregional LTL, pool distribution)									
Covenant Logistics Group											
40	46	Chattanooga, Tenn. <i>covenanttransport.com</i> Nasdaq: CVLG David Parker , Chairman and CEO Joey Hogan , President Paul Bunn , COO Tripp Grant , CFO	\$1,046,000	\$838,561	24.7	60,731	(\$42,718)	NA	5,600	5,550	2,431 company-owned tractors 2 lease-to-own tractors 130 owner-operator tractors 2 straight trucks 42 pickups and vans 5,213 total trailers 4,467 dry van 746 temperature controlled
		Operating units: Covenant Transportation Group (dry van and refrigerated TL, expedited, dedicated contract carriage, intermodal/drillage, transportation and management services, shuttle and switching services, warehousing and freight brokerage)									

¹ Ruan revenue is for 2020.

² Central Transport International revenue is estimated by SJ Consulting Group.





Rank 2022	Rank 2021		Revenue (000)		Revenue % Change	Net Income(000)		Net Income % Change	Employees		Equipment
			2021	2020		2021	2020		2021	2020	
Bennett International Group											
42	54	McDonough, Ga. <i>bennettig.com</i>  Marcia Taylor , Chairman and CEO David Pittman , President and CFO Lee Gentry , EVP	\$998,000	\$693,196	44	NA	NA	NA	1,114	1,031	190 company-owned tractors 2,536 owner-operator tractors 1 straight trucks 155 pickups and vans 1,865 total trailers 542 dry van 936 flatbed
			Operating units: Bennett Motor Express, Ace Doran Hauling & Rigging, American Eagle (flatbed/heavy specialized, oil and gas services) Bennett Heavy & Specialized (secure government freight, arms ammunition and explosives) Bennett Truck Transport, RoadMasters (manufactured housing, modular buildings, open-deck freight and commercial building moving services) Bennett DriveAway (truck, bus and recreational vehicle and RV trailer delivery, power-only hauling service) Bennett Distribution Services (warehousing and distribution, transportation management) Bennett International Transport (air and ocean freight forwarding, customs brokerage) Bennett International Logistics (freight brokerage, supply chain consulting, freight management) Boss Crane & Rigging (heavy lift and rigging services) Boss Transportation Services (crane and oil field hauling services)								
IMC Cos.											
43	72	Memphis, Tenn. <i>imccompanies.com</i>  Mark George , Chairman Ted Showalter , CFO Donna Lemm , CCO Katie George Hooser , CMO Sherrie Hollis , CAO	\$983,000	\$450,577	118.2	NA	NA	NA	2,371	2,244	500 company-owned tractors 1,200 owner-operator tractors 150 total trailers 150 dry van
			Operating units: Atlantic Intermodal Services, DNJ Intermodal Services, Gulf Intermodal Services, Ohio Intermodal Services, H&M Intermodal Services, Pacific Drayage Services (intermodal/drayage, transloading, warehousing) Intermodal Cartage Co., Empire Truck Lines (drayage, dedicated contract carriage, container storage) IMC Global Solutions (freight brokerage, ocean freight forwarding, customs brokerage)								
Cardinal Logistics											
44	45	Concord, N.C. <i>cardlog.com</i> (H.I.G. Capital)  Vin McLoughlin , Chairman Tom Hostetler , CEO Roy Szymkowicz , COO Michael Roberts , CFO Jeffrey Stupp , Chief Legal Officer	\$981,000	\$849,000	15.5	NA	NA	NA	4,200	4,250	3,025 company-owned tractors 140 straight trucks 15 pickups and vans 8,000 total trailers 6,000 dry van 1,000 temperature controlled 700 flatbed 175 tank"
			Operating units: Cardinal Dedicated Contract Carriage (dedicated contract carriage, dry van and refrigerated TL and LTL) Cardinal Last Mile & Home Delivery (heavy goods, white glove deliveries, product assembly and installation) Cardinal Brokerage, NRX Logistics (freight brokerage)								
Western Express											
45	51	Nashville, Tenn. <i>westernexp.com</i>  Paul Wieck , Chairman and CEO Robert Stachura , President and COO Richard Prickett , CFO	\$977,000	\$721,500	35.4	NA	NA	NA	4,400	3,416	2,650 company-owned tractors 500 lease-to-own tractors 8,400 total trailers 6,980 dry van 1,420 flatbed
			Operating units: Western Express (dry van and flatbed TL, expedited, intermodal/drayage, freight brokerage, yard management, dedicated contract carriage)								

Revenue and net income figures printed in black reflect 2020 financial results.

Numbers for previous year printed in BLUE.

NA = not available or not applicable

e = estimate

Rank 2022	Rank 2021		Revenue (000) 2021	Revenue 2020	Revenue % Change	Net Income(000) 2021	Net Income 2020	Net Income % Change	Employees 2021	Employees 2020	Equipment
Atlas World Group											
46	49	Evansville, Ind. <i>atlasvanlines.com</i> Jack Griffin , Chairman and CEO Barry Schellenberg , President and COO Don Breivogel , CFO	\$974,000	\$806,000	20.8	\$17,000	\$8,000	112.5	655	637	22 lease-to-own tractors 1,631 owner-operator tractors 1,508 straight trucks 61 pickups and vans 3,615 total trailers 3,538 dry van 31 temperature controlled 46 flatbed
		Operating units: Atlas Van Lines (household goods, commercial and industrial moving and storage, high-value goods) Atlas Van Lines Canada (household goods, commercial and industrial moving and storage) Atlas Van Lines International (air and ocean freight forwarding, military and government moving & storage) Avail Move Management (relocation and move-management services) Cornerstone Relocation Group (relocation and move-management services) Atlas Logistics (transportation management, freight brokerage) Titan Global Distribution (project management, warehousing, commercial delivery and installation services) TopHAT Logistical Solutions (final mile, home delivery) Champion International Moving (International household goods forwarder) Atlas World-Class Travel (travel and lodging services) Atlas Terminal Co. (equipment sales and repair, financial services)									
Marten Transport											
46	42	Mondovi, Wis. <i>marten.com</i> Nasdaq: MRTN Randy Marten , Chairman Tim Kohl , CEO Douglas Petit , President Jim Hinnendael , CFO	\$974,000	\$874,374	11.4	\$85,000	\$69,500	22.3	4,007	4,140	3,204 company-owned tractors 5,299 total trailers 634 dry van 4,665 temperature controlled 634 containers
		Operating units: Marten Transport (refrigerated and dry van TL, dedicated contract carriage, intermodal/drayage, freight brokerage)									
KLLM Transport Services											
48	41	Jackson, Miss. <i>kllm.com</i> Jim Richards , President and CEO Terry Thornton , CFO	\$953,000	\$917,000	3.9	NA	NA	NA	NA	NA	3,200 company-owned tractors 6,100 total trailers 5,300 temperature controlled 1,200 containers
		Operating units: KLLM Inc. (refrigerated TL, dedicated contract carriage, intermodal, includes operations of Maverick Transportation refrigerated division acquired in May) KLLM Logistics Services (expedited TL and LTL, airfreight, commercial delivery, freight brokerage) Frozen Food Express (refrigerated LTL, dedicated contract carriage) KLLM Driving Academy (driver training)									
10 Roads Express¹											
49	44	Carter Lake, Iowa <i>10roadsexpress.com</i> Jeff Pals , EVP, Fleet Maintenance Tim Pals , CCO	\$917,000	\$851,957 ^e	7.6	NA	NA	NA	NA	NA	5,052 company-owned tractors 241 straight trucks 5,287 total trailers
		Operating units: 10 Roads Express (mail, includes the operations of Eagle Express Lines, Hoovestol Inc. and Salmon Cos.)									

¹ 10 Roads Express revenue is estimated by Culhane Meadows Pllc.

Revenue and net income figures printed in black reflect 2020 financial results.

Numbers for previous year printed in BLUE.

NA = not available or not applicable

e = estimate

Rank 2022	Rank 2021		Revenue (000)		Revenue % Change	Net Income(000)		Net Income % Change	Employees		Equipment
			2021	2020		2021	2020		2021	2020	
Pitt Ohio Transportation Group											
	48	Pittsburgh <i>pittohio.com</i>	\$900,000	\$828,407	8.6	NA	NA	NA	5,087	5,697	1,565 company-owned tractors 850 straight trucks 76 pickups and vans 3,995 total trailers 2,568 dry van 1,427 temperature controlled
	Charles Hammel III , President Gary Dohrn , President, Dohrn Transfer Terry Reed , President, US Special Delivery Steve Brown , President, Ross Express		Operating units: Pitt Ohio (regional and interregional LTL, expedited, assembly and distribution, warehousing, supply chain consulting, information technology) Dohrn Transfer (regional and interregional LTL, expedited, warehousing and distribution) US Special Delivery (regional and interregional LTL and TL, expedited, consolidation) Ross Express (regional and interregional LTL, distribution, assembly, consolidation) ECM (dry van TL, hazmat, 51% ownership) Palmetto State Transportation (dry van TL, warehousing, hazmat, expedited, refrigerated TL) Motor Carrier Service (dry van TL) U.S. Cargo (package, LTL, pool distribution) Ross Express (regional and interregional LTL, freight brokerage)								
Quality Carriers											
	38	Tampa, Fla. <i>qualitycarriers.com</i> (CSX Corp.)	\$850,000	\$800,000	6.2	NA	NA	NA	1,600	NA	1,200 company-owned tractors 1,400 owner-operator tractors 7,500 total trailers 7,500 tank
	Randy Strutz , President, Quality Carriers Chris Garrand , CFO, Quality Carriers		Operating units: Quality Carriers Inc. (chemical tank, liquid and dry bulk) QC Energy Resources (oil, sand, water and production fluid transport for oil and gas drilling) Quality Transload (transloading)								
Mullen Group											
	60	Okotoks, Alberta <i>mullen-group.com</i> TSX: MTL	\$838,000	\$601,288	39.4	NA	NA	NA	4,622	3,539	1,548 company-owned tractors 693 owner-operator tractors 657 straight trucks 427 pickups and vans 6,151 total trailers 764 containers
	Murray Mullen , Chairman, President and CEO Richard Maloney , Senior Operating Officer Carson Urlacher , Senior Accounting Officer		Operating units: Argus Carriers, Courtesy Freight Systems, Gardewine Group Limited Partnership, Grimshaw Trucking, Hi-Way 9 Express, Inter-Urban Delivery Service, Jay's Transportation Group, Number 8 Freight, Pacific Coast Express, DirectIT Group (regional LTL, refrigerated) Caneda Transport, Cascade Carriers, DWS Logistics, International Warehousing & Distribution, Kleysen Group, Mullen Trucking, Payne Transportation, RDK Transportation, Tenold Transportation, 24/7 The Storehouse, APPS Transport Group, Tri Point Intermodal Services, HAUListic, R.S. Harris Transport, Bandstra Transportation Systems (dry van TL, dry bulk, intermodal, brokerage, warehousing and distribution) Canadian Dewatering, Cascade Energy Services, Canadian Hydrovac, E-Can Oilfield Services, Envolve Energy Services, Formula Powell, Heavy Crude Hauling, Mullen Oilfield Services, OK Drilling Services, Pe Ben Oilfield Services, Premay Equipment, Premay Pipeline Hauling, R.E. Line Trucking, Recon Utility Search, Smook Contractors, Spearing Service, TREO Drilling Services (flatbed/heavy specialized, construction services, aggregate hauling)								
Bison Transport											
	57	Winnipeg, Manitoba <i>bisontransport.com</i> (James Richardson & Sons)	\$778,000	\$642,930	21	NA	NA	NA	3,732	3,676	1,200 company-owned tractors 915 owner-operator tractors 6,057 total trailers 3,332 dry van 2,481 temperature controlled 244 flatbed 594 containers
	Don Streuber , Chairman Rob Penner , President and CEO Trevor Fridfinnson , COO Damiano Coniglio , CFO Mike Ludwick , CAO		Operating units: Bison Transport (dry van and heated and refrigerated TL and LTL, dedicated contract carriage, expedited, intermodal, cross-border services, transportation management, warehousing and distribution, freight brokerage, includes the intermodal assets of Celadon Trucking) Britton Transport (dry van TL, flatbed, bulk, freight brokerage, warehousing, transloading, trailer rental, includes the operations of Ace Logistics and C&C Realty) Searcy Trucking (flatbed/heavy specialized) H.O. Wolding (dry van and refrigerated TL and LTL)								

Revenue and net income figures printed in black reflect 2020 financial results.

Numbers for previous year printed in BLUE.

NA = not available or not applicable

e = estimate

Rank 2022	Rank 2021		Revenue (000)		Revenue % Change	Net Income(000)		Net Income % Change	Employees		Equipment
			2021	2020		2021	2020		2021	2020	
AAA Cooper Transportation											
54	53	Dothan, Ala. <i>aaacooper.com</i>	\$776,000	\$702,000	10.5	NA	NA	NA	5,000	4,500	2,650 company-owned tractors
		Mack Dove , Chairman Reid Dove , CEO Charlie Prickett , President and COO Michelle Lewis , CFO	Operating units: AAA Cooper Transportation (regional and interregional LTL and TL, tank/bulk, dedicated contract carriage, port services, freight brokerage, ocean freight forwarding, truck maintenance and repair)								
Stevens Transport											
55	58	Dallas <i>stevenstransport.com</i>	\$745,000	\$688,000	8.3	\$129,000	\$92,460	39.5	2,900	2,750	2,050 company-owned tractors 3,600 total trailers 3,600 temperature controlled
		Steve Aaron , Chairman and CEO Clay Aaron , President Todd Aaron , Vice Chairman Angela Aaron Horowitz , Vice President	Operating units: Stevens Transport (refrigerated and dry van TL, intermodal, dedicated contract carriage, transloading, transportation management)								
United Road Services ¹											
56	52	Romulus, Mich. <i>unitedroad.com</i>	\$713,000 ^e	\$713,000 ^e	NA	NA	NA	NA	1,837	1,837	1,128 company-owned tractors 850 lease-to-own tractors 2,110 total trailers
		(The Carlyle Group) Mark Anderson , President and CEO Jason Walker , COO David Gann , CFO	Operating units: United Road Premier Vehicle Transport (vehicle hauling) United Road Alaska Vehicle Transport (vehicle hauling in Alaska) United Road Specialty Vehicle Transport/Pilot Transport (enclosed vehicle hauling) United Road My Vehicle Transport (consumer vehicle hauling)								
USA Truck											
57	65	Van Buren, Ark. <i>usa-truck.com</i>	\$710,000	\$551,138	28.8	\$25,000	\$4,746	426.8	2,069	2,032	1,516 company-owned tractors 641 owner-operator tractors 6,548 total trailers 6,548 dry van
		Nasdaq: USAK Alexander Greene , Chairman James Reed , President and CEO Tim Guin , CCO Zachary King , CFO	Operating units: USAT Over the Road (dry van TL, includes operations of Davis Transfer Co. acquired in October 2018) USAT Dedicated (dedicated contract carriage) USAT Logistics (freight brokerage, intermodal/drayage) USAT Intermodal (intermodal/drayage) USAT Mexico (dry van TL, cross-border services)								
P.A.M. Transport											
58	71	Tontitown, Ark. <i>pamtransport.com</i>	\$707,100	\$486,825	45.2	\$76,500	\$17,827	329.1	2,510	2,653	1,592 company-owned tractors 378 owner-operator tractors 6,859 total trailers
		Nasdaq: PTSI Joe Vitiritto , President and CEO Allen West , CFO	Operating units: P.A.M. Transport (dry van TL, intermodal/drayage, expedited, transportation management, cross-border services, freight brokerage)								

¹ United Road Services revenue is for 2019.

Rank 2022	Rank 2021		Revenue (000)		Revenue % Change	Net Income(000)		Net Income % Change	Employees		Equipment
			2021	2020		2021	2020		2021	2020	
Canada Cartage System											
59	59	Mississauga, Ontario <i>canadacartage.com</i> (Nautic Partners) Jeff Lindsay , Chairman, President and CEO Jason Cunneyworth , COO Dennis Koren , CFO	\$701,000	\$628,127	11.6	NA	NA	NA	4,332	4,332	2,200 company-owned tractors 680 owner-operator tractors 450 straight trucks 290 pickups and vans 2,700 total trailers
		Operating units: Canada Cartage (dedicated contract carriage, dry van TL and LTL, expedited, home delivery and installation services, drayage, freight management, customs brokerage) Canada Moving (commercial and residential moving and storage) Direct Distribution Centres (warehousing and distribution) Vanguard Global Services (transportation management, information technology, cross-border services, order fulfillment, returned goods management)									
Dayton Freight Lines											
60	55	Dayton, Ohio <i>daytonfreight.com</i> Thomas Cronin Jr. , President and CEO Bryan Brown , CFO Anthony Rocco , COO Michael Cronin , EVP	\$684,000	\$669,000	2.2	\$145,00	\$82,000	76.8	5,593	4,949	1,813 company-owned tractors 211 straight trucks 4,970 total trailers 4,970 dry van
		Operating units: Dayton Freight Lines (regional LTL) Kelley Transportation (dry van TL) Kelley Logistics (freight brokerage)									
R&R Express											
61	83	Pittsburgh <i>shiprrex.com</i> Richard Francis , Chairman, President and CEO Raymond Francis , COO Brian Golden , CFO John Gallardo , CCO	\$680,000	\$343,110	98.2	NA	NA	NA	397	291	75 company-owned tractors 429 owner-operator tractors 40 straight trucks 642 total trailers 161 dry van 481 flatbed
		Operating units: R&R Express , GT Worldwide Transport , Paradigm Transportation , Refrigerated Food Express (flatbed/specialized, TL/dedicated and intermodal/drayage) Border Connect Freight Services , Raytrans Trucking (TL/dedicated, cross-border transport/logistics) Final Mile Dedicated Group (final-mile delivery, logistics) New American Group (LTL, TL brokerage, warehousing) R&R Express Logistics , GT Worldwide Logistics , Paradigm Transportation Management Group , Western Logistics Express , WLX (TL brokerage, managed transportation, warehousing)									
Cowan Systems											
62	63	Baltimore <i>cowansystems.com</i> Joseph Cowan , Chairman Dennis Morgan , CEO Daniel Evans , President Jeffrey Rineer , CFO Steven Wells , COO	\$655,000	\$575,872	13.7	NA	NA	NA	2,301	2,406	1,699 company-owned tractors 145 lease-to-own tractors 502 owner-operator tractors 7,487 total trailers 7,270 dry van 217 temperature controlled
		Operating units: Cowan Systems (dry van and refrigerated TL, dedicated contract carriage, warehousing, driver leasing) Cowan Intermodal Group (intermodal/drayage) Cowan Logistics (freight brokerage)									
A. Duie Pyle Inc.											
63	69	West Chester, Pa. <i>aduiepyle.com</i> Peter Latta , Chairman and CEO Frank Granieri , COO of Supply Chain Solutions Dave DeMedio , CFO John Luciani , COO John Coleman , CIO	\$628,000	\$504,000	24.6	NA	NA	NA	3,734	3,341	1,349 company-owned tractors 76 lease-to-own tractors 19 owner-operator tractors 167 straight trucks 2,962 total trailers 2,573 dry van 39 flatbed 17 tank
		Operating units: A. Duie Pyle LTL Solutions (regional LTL) A. Duie Pyle Warehouse & Distribution (warehousing, assembly and distribution, transloading) A. Duie Pyle Brokerage (dry van TL, freight brokerage) A. Duie Pyle Custom Dedicated (dedicated contract carriage)									

Revenue and net income figures printed in black reflect 2020 financial results.

Numbers for previous year printed in BLUE.

NA = not available or not applicable

e = estimate

Rank 2022	Rank 2021		Revenue (000)		Revenue % Change	Net Income(000)		Net Income % Change	Employees		Equipment
			2021	2020		2021	2020		2021	2020	
Hirschbach Motor Lines											
64 	66	Dubuque, Iowa <i>hirschbach.com</i>	\$626,000	\$532,531	17.6	NA	NA	NA	1,990	1,282	1,128 company-owned tractors 1,156 lease-to-own tractors 15 owner-operator tractors 3,861 total trailers 271 dry van 3,590 temperature controlled
	Brad Pinchuk , Chairman and CEO Dan Wallace , President Paul Herzog , CFO		Operating units: Hirschbach Motor Lines (refrigerated TL and LTL, yard management, brokerage)								
Mercer Transportation Co.											
65 	70	Louisville, Ky. <i>merc-trans.com</i>	\$614,000	\$489,600	25.4	NA	NA	NA	247	266	2,180 owner-operator tractors 2,180 total trailers 907 dry van 1,273 flatbed
	James Stone , President Arthur Dale Corum , Secretary		Operating units: Mercer Transportation (flatbed/heavy specialized, dry van TL, freight brokerage)								
Heartland Express											
66 	56	North Liberty, Iowa <i>heartlandexpress.com</i>	\$607,000	\$645,262	-5.9	\$79,000	\$70,806	11.6	3,180	3,780	3,172 company-owned tractors 21 lease-to-own tractors 10,741 total trailers
	Nasdaq: HTLD Michael Gerdin , Chairman, President and CEO Christopher Strain , CFO		Operating units: Heartland Express (dry van and refrigerated TL, dedicated contract carriage, freight brokerage)								
Trimac Transportation ¹											
67 	61	Calgary, Alberta <i>trimac.com</i>	\$600,000 ^e	\$600,000	NA	NA	NA	NA	NA	3,100	776 company-owned tractors 905 lease-to-own tractors 3,250 total trailers
	Jeffrey McCaig , Chairman Matt Faure , President and CEO Bill Marchbank , COO Scott Calver , CFO		Operating units: Trimac Transportation Services (chemical and petroleum tank, liquid and dry bulk, pressurized gases in Canada and the United States) National Tank Services (tank cleaning, equipment maintenance) Bulk Plus Logistics (transportation management, warehousing, freight brokerage, bulk transfer and storage, inventory management)								
Heniff Transportation Systems ²											
68 	64	Oak Brook, Ill. <i>heniff.com</i>	\$562,000 ^e	\$562,000 ^e	NA	NA	NA	NA	NA	NA	1,806 company-owned tractors 5,066 total trailers
	Robert Heniff , President and CEO Jeff O'Connor , President, Heniff Transportation Mike Hansen , CFO Joe Neal , CTO Scott Templeman , COO		Operating units: Heniff Transportation Systems (liquid and dry bulk, tank cleaning) Miller Transporters (liquid bulk, chemical tank, freight brokerage) Superior Carriers (liquid and dry bulk, chemical tank, transloading) Carry Transit (liquid and dry bulk, transloading, includes the operations of Jasa Transit acquired in May) Premier Bulk Systems (liquid and dry bulk, tank, maintenance, acquired in February)								

¹ Trimac revenue is for 2020.

² Heniff Transportation Systems revenue is estimated for 2020.

Rank 2022	Rank 2021		Revenue (000)		Revenue % Change	Net Income(000)		Net Income % Change	Employees		Equipment
			2021	2020		2021	2020		2021	2020	
Two Men and a Truck Movers ¹											
69	67	Lansing, Mich. <i>twomenandatruck.com</i>	\$525,000 ^e	\$525,000 ^e	NA	NA	NA	NA	11,396	11,396	NA
		Jon Nobis , CEO Randy Shacka , President Brant Hartle , CFO Sara Bennett , Chief Talent Officer	Operating units: Two Men and a Truck (local and long-distance moving and storage)								
Roehl Transport											
70	73	Marshfield, Wis. <i>roehl.jobs</i>	\$521,000	\$450,302 ^e	15.7	NA	NA	NA	2,968	2,702	1,847 company-owned tractors 171 lease-to-own tractors 56 owner-operator tractors 7 straight trucks 5,883 total trailers 4,098 dry van 701 temperature controlled 1,082 flatbed 2 tank
		Richard Roehl , President and CEO Heng Chin , CFO	Operating units: Roehl Transport (dry van TL, flatbed/heavy specialized, dedicated contract carriage) Roehl Refrigerated Transport (refrigerated TL, warehousing) Roehl Logistics (freight brokerage) Roehl Cold Storage (warehousing)								
Jack Cooper Holdings ²											
71	68	Kansas City, Mo. <i>jackcooper.com</i>	\$507,000 ^e	\$507,000 ^e	NA	NA	NA	NA	3,753	3,753	857 company-owned tractors 429 lease-to-own tractors 40 pickups and vans 1,284 total trailers
		Sarah Amico , Chairman Michael Riggs , CEO Kirk Hay , CIO Greg May , CFO	Operating units: Jack Cooper Transport (auto transport, yard management, includes operations of Selland Auto Transport acquired in November 2018) Jack Cooper Logistics (freight brokerage, relocations, title services, claims management, vehicle inspections, rail and yard management) Jack Cooper Diversified (auto transport, logistics)								
Consolidated Fastfrate											
72	77	Woodbridge, Ontario <i>fastfrate.com</i>	\$500,000	\$400,000	25	NA	NA	NA	3,000	2,800	337 company-owned tractors 87 lease-to-own tractors 728 owner-operator tractors 16 straight trucks 800 pickups and vans 1,644 total trailers 1,274 dry van 343 temperature controlled 27 flatbed
		Tepper Holdings Ron Tepper , Chairman Manny Calandrino , President and CEO Leonard Wyss , CFO Franklin Wang , VP of Finance	Operating units: Fastfrate (LTL, intermodal and dry van TL) Canada Drayage Inc. (drayage) Fastfrate Integrated Logistics (brokerage, warehousing and distribution and dedicated contract carriage) Bestway (LTL) ASL Distribution Services (warehousing and distribution and final mile)								
Mesilla Valley Transportation											
73	78	Las Cruces, N.M. <i>m-v-t.com</i>	\$494,000	\$399,317	23.7	NA	NA	NA	2,616	1,970	1,586 company-owned tractors 210 owner-operator tractors 6,000 total trailers 6,000 dry van
		Royal Jones , President and CEO Dean Rigg , CFO	Operating units: Mesilla Valley Transportation (dry van TL) J.H. Rose Logistics (freight brokerage, warehousing, rail transloading) Stagecoach Cartage & Distribution (dry van TL, warehousing, rail) MVT Logistics (cross-border solutions, dedicated contract carriage, intermodal/drayage, LTL, warehousing)								





¹ Two Men and a Truck revenue is for 2019.

² Jack Cooper Holdings revenue is estimated by SJ Consulting Group for 2019.

Rank 2022	Rank 2021		Revenue (000)		Revenue % Change	Net Income(000)		Net Income % Change	Employees		Equipment
			2021	2020		2021	2020		2021	2020	
Quantix Supply Chain Solutions											
74	87	The Woodlands, Texas <i>quantixscs.com</i> Quantix Steve Hochhauser, Chairman Chris Ball, President and CEO Steve Brantley, COO Chris Black, CFO Dan Jaworski, CCO	\$454,000	NA	NA	(\$72,000)	NA	NA	1,850	NA	912 company-owned tractors 720 owner-operator tractors 3,594 total trailers 373 dry van 2,959 tank
			Operating units: Quantix Transportation (dry and liquid bulk, dry van, drayage) Quantix 3PL Solutions (third-party logistics, transportation management) Quantix Distribution Centers (warehousing, distribution) Quantix Export and Import Packaging Facilities (packaging, plastic resin handling) Quantix Enhanced Services (in-plant services, resin enhancement) Quantix EcoRecovery (waste recovery and disposal)								
TMC Transportation ¹											
75	74	Des Moines, Iowa <i>tmctrans.com</i> (Annett Holdings Inc.) TMC An Employee-Owned Company Travis Johnson, EVP, Operations	\$450,000 ^e	\$450,000 ^e	NA	NA	NA	NA	NA	NA	2,900 company-owned tractors 198 lease-to-own tractors 4,252 total trailers
			Operating units: TMC Transportation (flatbed/heavy specialized, dedicated contract carriage)								
Foodliner/Quest Liner											
76	76	Dubuque, Iowa <i>foodliner.com questliner.com</i> (McCoy Group) Foodliner QUEST LINER Greg McCoy, CEO Carl Recher, COO Tim Stueck, CFO	\$437,000	\$416,796	4.8	NA	NA	NA	1,562	1,564	1,382 company-owned tractors 226 owner-operator tractors 2,914 total trailers 2,914 tank
			Operating units: Foodliner Inc. (dry and liquid bulk) Quest Liner (chemical tank, dry and liquid bulk) W.W. Transport (dry and liquid bulk, acquired in December 2020) Foodliner Mexico (dry and liquid bulk, warehousing and packaging in Mexico)								
Roadrunner Freight ²											
77	75	Downers Grove, Ill. <i>shiproadrunnerfreight.com</i> roadrunner Frank Hurst, President, Roadrunner Freight Jack Korslin, CFO	\$430,000 ^e	\$430,000 ^e	NA	NA	NA	NA	NA	NA	
			Operating units: Roadrunner Freight (regional and interregional LTL)								
Challenger Motor Freight											
78	82	Cambridge, Ontario <i>challenger.com</i> CHALLENGER Daniel Einwechter, Chairman and CEO Jim Peeples, President Eugene Moser, CFO David Short, SVP of Commercial Strategy and Business Development	\$402,000	\$345,000	16.5	NA	NA	NA	1,200	1,220	1,295 company-owned tractors 250 owner-operator tractors 1 straight trucks 3,380 total trailers
			Operating units: Challenger Motor Freight (dry van TL and LTL, intermodal, drayage) Challenger Logistics (transportation management, intermodal, air and ocean freight forwarding, dedicated contract carriage, warehousing and distribution, customs brokerage) Challenger Special Commodities (flatbed/heavy specialized, waste) Elgin Motor Freight (dry van and refrigerated TL, cross-border services)								

¹ TMC Transportation revenue is for 2019.

² Roadrunner Freight revenue is for 2019.

Rank 2022	Rank 2021		Revenue (000)		Revenue % Change	Net Income(000)		Net Income % Change	Employees		Equipment
			2021	2020		2021	2020		2021	2020	
Maverick USA											
79	79	North Little Rock, Ark. <i>maverickusa.com</i>	\$398,000	\$389,182 ^e	2.3	NA	NA	NA	1,977	2,125	1,376 company-owned tractors 82 owner-operator tractors 2,671 total trailers 2,671 flatbed
		Steve Williams , Chairman and CEO John Culp , President Doug Richey , COO Debbie Mitchell , CFO	Operating units: Maverick Transportation (flatbed/heavy specialized, dry van TL) Maverick Logistics (freight brokerage, dedicated contract carriage, warehousing) Maverick Leasing (equipment sales and leasing)								
Daylight Transport											
80	94	Long Beach, Calif. <i>dylt.com</i>	\$380,000	\$275,000	38.2	NA	NA	NA	NA	NA	NA
		Greg Steele , EVP Steve Micketti , VP of Operations Jim McCarthy , CFO	Operating units: Daylight Transport (regional and interregional LTL, expedited, warehousing and distribution, order fulfillment)								
Dart Transit Co. ¹											
81	80	Eagan, Minn. <i>dart.net</i>	\$377,600 ^e	\$377,600 ^e	NA	NA	NA	NA	NA	NA	2,051 company-owned tractors 7,140 total trailers
		Donald Oren , Chairman Dave Ables , President & CEO	Operating units: Dart Transit Co. (dry van TL, dedicated contract carriage, freight brokerage, transportation management, air and ocean freight forwarding) Dart Advantage Warehousing (warehousing and distribution, order fulfillment) Dart Intermodal (intermodal/drayage) Dart Portable Storage (trailer storage) Dart Safety Lane (equipment maintenance)								
Red Classic											
82	85	Charlotte, N.C. <i>redclassic.com</i>	\$365,000	\$332,458	9.8	NA	NA	NA	1,206	1,296	640 company-owned tractors 9 owner-operator tractors 107 pickups and vans 3,500 total trailers 3,500 dry van
		(Coca-Cola Consolidated) Frank Harrison III , Chairman and CEO, Coca-Cola Consolidated Dave Katz , President and COO, Coca-Cola Consolidated Spencer Webster , President, Red Classic Jessica Traill , CFO, Red Classic	Operating units: Red Classic Transit (beverage hauling, regional dry van TL and LTL, brokerage)								

¹ Dart Transit Co. revenue is estimated by SJ Consulting Group for 2020.

Rank 2022	Rank 2021		Revenue (000) 2021	Revenue 2020	Revenue % Change	Net Income(000) 2021	Net Income 2020	Net Income % Change	Employees 2021	Employees 2020	Equipment
Dependable Supply Chain Services											
83	Not Ranked	Los Angeles <i>godependable.com</i>  Ron Massman , CEO Bob Massman , Vice President Joe Finney , COO Michael Dougan , CFO	\$363,000	\$85,000	327.1	NA	NA	NA	1,965	NA	462 company-owned tractors 66 straight trucks 22 pickups and vans 1,167 total trailers 1,137 dry van 24 temperature controlled 6 flatbed"
Operating units: Dependable Highway Express (dry van and refrigerated TL and LTL, dedicated contract carriage, transloading and consolidation, drayage) Dependable Hawaiian Express , Dependable Global Express (air and ocean freight forwarding) Dependable Distribution Centers (warehousing and distribution) Dependable Logistics Solutions (supply chain consulting, transportation management, customs brokerage, freight brokerage)											
Dupré Logistics											
84	90	Lafayette, La. <i>duprelogistics.com</i>  Reggie Dupré , CEO Mike Weindel , President	\$360,000	\$294,058	22.4	\$188,000	\$6,464	2808.4	1,260	1,125	650 company-owned tractors 100 owner-operator tractors 2,000 total trailers 1,000 dry van 100 temperature controlled 750 tank
Operating units: Dupré Logistics (petroleum and chemical tank, flatbed/heavy specialized, dry van TL, dedicated contract carriage, freight brokerage, transportation management, supply chain consulting)											
Koch Cos.											
85	86	Minneapolis <i>kochcompanies.com</i>  Randy Koch and Dave Koch , Co-CEO Sue Norris , CFO	\$359,000	\$328,936	9.1	NA	\$3,028	NA	1,213	1,045	958 company-owned tractors 17 lease-to-own tractors 8 owner-operator tractors 310 straight trucks 5,689 total trailers 5,189 dry van 500 flatbed 83 containers
Operating units: Stan Koch & Sons Trucking (dry van TL, flatbed/heavy specialized, dedicated contract carriage, boat transportation, intermodal drayage) Koch National Lease , United Trailer Leasing (equipment leasing and rental, contract maintenance) Koch Logistics , GW Transportation , JBS Warehousing and Logistics , DCMI (freight brokerage, transportation management, warehousing and distribution) Koch Maritime (ocean freight forwarding)											
Melton Truck Lines											
86	92	Tulsa, Okla. <i>meltontruck.com</i>  Bob Peterson , Chairman and CEO Russ Elliott , COO Robert Ragan , CFO	\$338,000	\$292,125	15.7	NA	NA	NA	1,611	1,614	1,233 company-owned tractors 2,191 total trailers 2,191 flatbed
Operating units: Melton Truck Lines (flatbed/heavy specialized) Melton Logistics (freight brokerage, transportation management) Liberty Truck and Trailer Leasing and Sales (equipment sales and leasing)											
John Christner Trucking											
87	84	Sapulpa, Okla. <i>johnchristner.com</i>  John Christner , Chairman Danny Christner , CEO Darryl Christner , CFO	\$334,000	\$338,873 ^e	-1.4	\$17,000	NA	NA	315	207	52 company-owned tractors 656 lease-to-own tractors 46 owner-operator tractors 1,236 total trailers 1,236 temperature controlled
Operating units: John Christner Trucking (refrigerated TL, freight brokerage) Three Diamond Leasing (equipment maintenance and repair)											
Leonard's Express											
88	Not Ranked	Farmington, N.Y. <i>leonardsexpress.com</i>  Ken Johnson , CEO Kevin Johnson , COO Kyle Johnson , CFO	\$327,000	NA	NA	NA	NA	NA	700	NA	458 company-owned tractors 23 lease-to-own tractors 101 owner-operator tractors 1,000 total trailers 350 dry van 650 temperature controlled
Operating units: Asset-based national refrigerated, regional truckload dry van, freight brokerage and warehousing											

Revenue and net income figures printed in black reflect 2020 financial results.

Numbers for previous year printed in BLUE.

NA = not available or not applicable

e = estimate

Rank 2022	Rank 2021		Revenue (000)		Revenue % Change	Net Income(000)		Net Income % Change	Employees		Equipment
			2021	2020		2021	2020		2021	2020	
Western Flyer Express											
89	Not Ranked	Oklahoma City <i>drivevfx.com</i>  Randy Timms , CEO John Story , COO Rodney Coulter , CFO Gilbert Aspeitia , CMO	\$320,000	NA	NA	NA	NA	NA	NA	NA	1,150 company-owned tractors 4,000 total trailers 3,000 dry van 800 temperature controlled 200 tank
Operating units: Western Flyer Express (national dry van and refrigerated TL, dedicated contract carriage, energy, tank/bulk)											
Trans-System Inc.											
90	95	Cheney, Wash. <i>trans-system.com</i>  James Williams , Chairman Dennis Williams , President and CEO Rob Heskett , COO Taylor Varley , CFO	\$315,000	\$274,000	15	NA	NA	NA	990	1,036	740 company-owned tractors 200 owner-operator tractors 1,886 total trailers 103 dry van 150 temperature controlled 1,500 flatbed 133 tank
Operating units: System Transport (flatbed/heavy specialized) T-W Transport Inc. (refrigerated/dry van TL) James J. Williams (liquid and dry bulk)											
Beemac Trucking											
91	Not Ranked	Ambridge, Pa. <i>beemac trucking.com</i>  Loren Dworakowski , President and CEO Jeff Gilmore , CFO	\$301,000	\$155,616	93.4	NA	NA	NA	130	NA	90 company-owned tractors 30 lease-to-own tractors 405 owner-operator tractors 1 straight trucks 6 pickups and vans 610 total trailers 80 dry van 11 temperature controlled 519 flatbed
Operating units: Beemac Trucking (flatbed/heavy specialized, TL, LTL) Beemac Logistics (logistics) Beemac Port (intermodal/drayage)											
New Legend Inc.											
92	Not Ranked	Phoenix <i>newlegendinc.com</i>  Baveljit Samara , Chairman, President and CEO Robert Moffitt , COO Bobby Samara , CFO	\$294,000	\$192,000	53.1	\$37,000	\$15,300	141.8	1,400	1,000	1,000 company-owned tractors 4,600 total trailers 4,500 dry van 100 temperature controlled
Operating units: Truckload dedicated dry van service in Southern California with operations in 12 states.											
ContainerPort Group											
93	81	Cleveland <i>containerport.com</i>  Fred Hunger , Chairman Joey Palmer , President Glenn Fehribach , CFO	\$287,000	\$350,000	-18	NA	NA	NA	363	408	12 lease-to-own tractors 1,284 owner-operator tractors 1 pickups and vans 16 total trailers 16 dry van
Operating units: ContainerPort Group (intermodal/drayage, domestic TL, brokerage, container yard services)											
Oak Harbor Freight Lines¹											
94	Not Ranked	Auburn, Wash. <i>oakh.com</i>  Ed Vander Pol , Chairman David Vander Pol , President Kevin Kellerman , COO	\$284,000 ^e	\$237,000 ^e	19.8	NA	NA	NA	1,700	NA	777 company-owned tractors 65 straight trucks 2,487 total trailers
Operating units: Oak Harbor Freight Lines (regional LTL)											

¹ Oak Harbor Freight Lines revenue is estimated by SJ Consulting Group.

Revenue and net income figures printed in black reflect 2020 financial results.

Numbers for previous year printed in BLUE.

NA = not available or not applicable

e = estimate

Rank 2022	Rank 2021		Revenue (000)		Revenue % Change	Net Income(000)		Net Income % Change	Employees		Equipment
			2021	2020		2021	2020		2021	2020	
Transervice Logistics											
95	Not Ranked	Lake Success, N.Y. <i>transervice.com</i>  EST 1969 Dennis Schneider , Chairman Gregg Nierenberg , President and CEO Gino Fontana , COO Alex Lafaras , CFO	\$278,300	NA	NA	NA	NA	NA	1,200	NA	366 lease-to-own tractors 40 straight trucks 2,181 total trailers
			Operating units: Transervice Logistics (dedicated contract carriage, equipment leasing, freight management)								
Artur Express											
96	Not Ranked	Hazelwood, Mo. <i>arturexpress.com</i>  INCORPORATED Artur Wagrodzki and Tom Tokarczyk , Co-President Kristi Randall , COO Michelle Siebert , CFO	\$272,000	\$172,000	58.1	NA	\$2,300	NA	471	430	375 lease-to-own tractors 401 owner-operator tractors 3,047 total trailers 2,942 dry van 105 temperature controlled
			Operating units: Artur Express (dry van TL, warehousing and distribution, freight brokerage)								
Paschall Truck Lines											
97	Not Ranked	Murray, Ky. <i>ptl-inc.com</i>  PASCHALL TRUCK LINES, INC. 100% Employee-Owned David Gibbs , Chairman, President and CEO Robert Goldberg , CFO	\$265,000	NA	NA	NA	NA	NA	1,545	NA	1,150 company-owned tractors 20 owner-operator tractors 10 pickups and vans 3,500 total trailers 3,500 dry van
			Operating units: Paschall Truck Lines (dry van TL, dedicated contract carriage, expedited) Paschall Logistics (freight brokerage) Paschall Rentals								
PGT Trucking¹											
98	99	Aliquippa, Pa. <i>pgttrucking.com</i>  INC. TRUCKING Patrick Gallagher , CEO Gregg Troian , President	\$253,727 ^e	\$253,727	NA	NA	NA	NA	695	695	480 company-owned tractors 132 lease-to-own tractors 526 owner-operator tractors 1,825 total trailers 30 dry van 1,730 flatbed 65 tank
			Operating units: PGT Trucking (flatbed/heavy specialized, bulk/tank, dedicated contract carriage, project cargo management) Southern Pines Trucking (cryogenic and heavy specialized) PGT Services (freight brokerage)								
Smith Transport²											
99	100	Roaring Spring, Pa. <i>smithtransport.com</i>  Barry Smith , Chairman Todd Smith , President & CEO John Popies , CFO Michael Donovan , COO	\$246,000 ^e	\$246,000	NA	NA	NA	NA	1,136	1,136	816 company-owned tractors 1 straight trucks 20 pickups and vans 2,250 total trailers 2,250 dry van
			Operating units: Smith Transport (dry van TL, dedicated contract carriage, liquid bulk) Smith Eagle Logistics (freight brokerage, transportation management, warehousing)								
Paper Transport											
100	Not Ranked	De Pere, Wis. <i>papertransport.com</i>  Ben Schill , President and CEO John Renier , CFO	\$244,000	\$232,321	5	NA	NA	NA	1,100	1,075	825 company-owned tractors 25 owner-operator tractors 3 straight trucks 3,200 total trailers 3,200 dry van
			Operating units: Paper Transport (dry van TL, dedicated contract carriage, intermodal, freight brokerage)								

¹ PGT Trucking revenue is for 2020.

² Smith Transport revenue is for 2020.

Truckload/Dedicated

2021 Revenue (000)	2020 Revenue (000)	% change	2021 Revenue (000)	2020 Revenue (000)	% change	2021 Revenue (000)	2020 Revenue (000)	% change	2021 Revenue (000)	2020 Revenue (000)	% change	2021 Revenue (000)	2020 Revenue (000)	% change	
1 Knight-Swift Transportation	\$4,098,000	\$3,786,030 ^e	8.2	17 Day & Ross Freight	\$521,000	\$461,692	12.8	33 Hub Group Dedicated	\$264,600	\$267,709	-1.2	49 Transervice Logistics	\$110,800	NA	NA
2 Landstar System	\$3,525,800	\$2,515,940	40.1	18 Mesilla Valley Transportation	\$494,000	\$399,317	23.7	34 Canada Cartage System	\$256,400	\$402,002	-36.2	50 Cargo Transporters	\$107,400	\$105,453	1.8
3 J.B. Hunt Transport Services	\$3,374,200	\$2,659,000	26.9	19 P.A.M. Transport	\$473,800	\$337,500	40.4	35 Paschall Truck Lines	\$250,000	NA	NA	51 A. Duie Pyle Inc.	\$100,600	\$83,500	20.5
4 TFI International	\$2,136,100	\$1,584,837	34.8	20 Universal Truckload	\$453,000	\$328,929	37.7	36 Smith Transport	\$246,000 ^e	\$246,000	NA	52 Titan Transfer	\$100,000	\$84,475	18.4
5 Schneider	\$1,900,000	\$1,851,000	2.6	21 USA Truck	\$440,300	\$381,589	15.4	37 Anderson Trucking Service	\$235,300	\$202,917	16	53 R&R Express	\$93,200	\$48,260	93.1
6 Werner Enterprises	\$1,789,100	\$1,843,209	-2.9	22 Averitt Express	\$423,700	\$382,949	10.6	38 Forward Air	\$223,000	\$193,800	15.1	54 Nussbaum Transportation	\$92,000 ^e	\$92,000 ^e	NA
7 U.S. Xpress Enterprises	\$1,567,500	\$1,513,276	3.6	23 Cardinal Logistics	\$422,000	\$427,800	-1.4	39 Lily Transportation	\$220,000 ^e	\$220,000	NA	55 Mercer Transportation Co.	\$85,700	\$114,314	-25
8 Ryder Dedicated Transportation Solutions	\$1,457,200	\$1,229,400	18.5	24 Cowan Systems	\$386,400	\$375,479	2.9	40 Evans Delivery	\$180,000	\$172,000	4.7	56 Highlight Motor Group	\$85,300 ^e	\$45,000	89.6
9 Crete Carrier Corp.	\$1,304,000 ^e	\$1,171,000 ^e	11.4	25 Bison Transport	\$384,100	\$345,812	11.1	41 Challenger Motor Freight	\$172,500 ^e	\$172,500	NA	57 Cheema Freightlines	\$83,500	\$50,381	65.7
10 Penske Logistics	\$1,101,000 ^e	\$1,101,000 ^e	NA	26 Marten Transport	\$329,400	\$309,784	6.3	42 Paper Transport	\$169,400	\$163,234	3.8				
11 CRST The Transportation Solution	\$1,000,000	\$817,121	22.4	27 Covenant Logistics Group	\$324,500	\$608,854	-46.7	43 Stan Koch & Sons Trucking	\$168,000	\$149,377	12.5				
12 Ruan	\$733,669 ^e	\$733,669	NA	28 Western Flyer Express	\$320,000	NA	NA	44 Red Classic	\$152,400	\$141,237	7.9				
13 NFI	\$689,100	\$567,500	21.4	29 Dart Transit Co.	\$312,000 ^e	\$312,000 ^e	NA	45 Ascend	\$148,000	NA	NA				
14 Heartland Express	\$607,000	\$645,262	-5.9	30 Roehl Transport	\$299,900	\$236,332 ^e	26.9	46 GP Transco	\$146,100	\$96,767	51				
15 Western Express	\$573,900	\$461,760	24.3	31 New Legend Inc.	\$294,000	\$190,000	54.7	47 Wilson Logistics	\$136,000 ^e	\$136,000	NA				
16 C.R. England	\$555,300	NA	NA	32 Artur Express	\$271,900	\$172,000 ^e	58.1	48 System Freight	\$120,500	\$110,973	8.6				

Werner Enterprises revenue includes flatbed/heavy specialized and refrigerated.
 Schneider revenue includes flatbed/heavy specialized, refrigerated and tank/bulk.
 TFI International revenue includes flatbed/heavy specialized, refrigerated and tank/bulk.
 Crete Carrier Corp. revenue is estimated by SJ Consulting Group.
 Covenant Logistics Group revenue includes air/expressed.
 Penske Logistics and Dart Transit Co. revenue are estimated by SJ Consulting Group for 2020.
 Ruan revenue includes tank/bulk and is for 2020.
 Universal Truckload revenue includes flatbed/heavy specialized.
 Smith Transport, Lily Transportation, Challenger Motor Freight, Wilson Logistics and JRail Transport revenue are for 2020.
 Nussbaum Transportation revenue is for 2019.

NA = Not Applicable or Not Available

Intermodal/Drayage

	2021 Revenue (000)	2020 Revenue (000)	% change																
1 J.B. Hunt Intermodal	\$5,453,500	\$4,675,000	16.7	6 Universal Intermodal Services	\$473,100	\$393,633	20.2	12 Landstar System	\$160,000	\$114,313	40	18 Canada Drayage Inc.	\$80,000	\$73,000	9.6	24 Barnes Transportation Services	\$10,000	\$936	968.4
2 Hub Group	\$2,391,500	\$2,091,984	14.3	7 NFI	\$465,500	\$329,000	41.5	13 C.R. England	\$137,100	\$125,000 ^e	9.7	19 TCW	\$73,400	\$109,162 ^e	-32.8	25 Quantix Supply Chain Solutions	\$9,500	NA	NA
3 Evans Delivery	\$1,225,000	\$812,000	50.9	8 Swift Intermodal	\$458,900	\$391,462	17.2	14 Duncan and Son Lines	\$112,000	\$85,000 ^e	31.8	20 Paper Transport	\$57,900	\$69,087	-16.2	26 Dupré Logistics	\$4,200	\$8,204	-48.8
4 Schneider	\$1,100,000	\$974,700	12.9	9 Forward Air	\$289,200	\$199,600	44.9	15 Marten Transport	\$102,200	\$88,733	15.2	21 BPX Logistics	\$52,000	\$40,000 ^e	30	27 McCollister's Global Services	\$4,000	NA	NA
5 IMC Cos.	\$982,600	\$428,048	129.6	10 ContainerPort Group	\$287,000	\$350,000	-18	16 Bison Transport	\$87,300	\$58,886	48.3	22 R&R Express	\$41,100	\$2,300	1687				
				11 ITS Logistics	\$203,700	\$80,996	151.5	17 Cowan Systems	\$84,000	\$72,224	16.3	23 Day & Ross	\$22,300	\$5,806	284.1				

ContainerPort Group revenue includes truckload/dedicated.

Less-Than-Truckload

	2021 Revenue (000)	2020 Revenue (000)	% change		2021 Revenue (000)	2020 Revenue (000)	% change		2021 Revenue (000)	2020 Revenue (000)	% change		2021 Revenue (000)	2020 Revenue (000)	% change					
1 FedEx Freight	\$9,011,000	\$7,213,000	24.9	11 Averitt Express	\$1,091,800	\$823,150	32.6	21 Oak Harbor Freight Lines	\$284,000 ^e	\$237,000	19.8	31 Anderson Trucking Service	\$68,100	\$62,055	9.7	36 TGR Logistics	\$30,000	NA	NA	
2 Old Dominion Freight Line	\$5,256,000	\$4,015,129 ^e	30.9	12 Central Transport	\$1,046,000 ^e	\$871,000 ^e	20.1	22 Fastfrate/Bestway	\$250,000	\$164,000	52.4	32 North Park Transportation	\$66,200	\$54,073	22.4	37 Atlas World Group	\$26,300	\$19,795	32.9	
3 Yellow Corp.	\$4,615,000	\$4,513,700	2.2	13 Pitt Ohio Transportation Group	\$780,000 ^e	\$653,000	19.4	23 Ward Trucking	\$230,000 ^e	\$183,000	25.7	33 JP Express	\$61,800	\$53,100	16.4	38 Bison Transport	\$26,200	\$19,905	31.6	
4 XPO Logistics	\$4,118,000	\$4,450,000	-7.5	14 Dayton Freight Lines	\$684,000	\$669,000	2.2	24 Midwest Motor Express	\$137,000 ^e	\$105,500	29.9	34 Tax-Air	\$55,000	NA	NA	39 McCollister's Global Services	\$19,000	NA	NA	
5 Estes Express Lines	\$3,783,000 ^e	\$3,559,000	6.3	15 AAA Cooper Transportation	\$653,000 ^e	\$592,000	10.3	25 Magnum LTL	\$118,000 ^e	NA	NA	35 Highlight Motor Group	\$46,700	\$29,000	61	40 Atech Logistics	\$10,000	NA	NA	
6 TFI International	\$2,785,400	\$3,088,851	-9.8	16 Day & Ross Freight	\$565,600	\$439,129	28.8	26 Landstar System	\$117,500	\$97,546	20.5									
7 ABF Freight	\$2,573,800	\$2,092,031	23	17 A. Duie Pyle Inc.	\$481,300	\$379,700	26.8	27 Dependable Highway Express	\$117,000 ^e	\$85,000 ^e	37.6									
8 R+L Carriers	\$2,427,000 ^e	\$1,973,000	23	18 Mullen Group	\$466,700	\$331,164	40.9	28 Peninsula Truck Lines	\$94,600	\$76,019	24.4									
9 Saia Inc.	\$2,289,000 ^e	\$1,822,366	25.6	19 Roadrunner Freight	\$430,000 ^e	\$430,000 ^e	NA	29 R&R Express	\$88,400	\$25,280	249.7									
10 Southeastern Freight Lines	\$1,395,600	\$1,180,325	18.2	20 Daylight Transport	\$379,900	\$275,000	38.1	30 Canada Cartage System	\$84,100	\$75,375	11.6									

FedEx Freight Revenue is for 12-month period ended Feb. 28, 2022 and includes air/ expedited.

Estes Express Lines, R+L Carriers, Saia Inc. Central Transport, Pitt Ohio Transportation Group, AAA Cooper Transportation, Roadrunner Freight, Oak Harbor Freight Lines, Midwest Motor Express, and Dependable Highway Express revenues are estimated by SJ Consulting Group.

NA = Not Applicable or Not Available

Household Goods/Commercial Delivery

2021 Revenue (000)	2020 Revenue (000)	% change	2021 Revenue (000)	2020 Revenue (000)	% change
1 UniGroup			5 Two Men and a Truck Movers		
\$1,499,000	\$1,320,000	13.6	\$524,900 ^e	\$443,829 ^e	18.3
2 Sirva Worldwide Relocation & Moving			6 CRST The Transportation Solution		
\$1,400,000 ^e	\$1,400,000 ^e	NA	\$380,000	\$332,769	14.2
3 Atlas World Group			7 Day & Ross		
\$709,495	\$592,454	19.8	\$148,900	\$103,185	44.3
4 Suddath			8 Stevens Worldwide Van Lines		
\$600,000 ^e	\$600,000 ^e	NA	\$34,600 ^e	\$34,600 ^e	NA

Motor Vehicle/Driveaway

2021 Revenue (000)	2020 Revenue (000)	% change	2021 Revenue (000)	2020 Revenue (000)	% change
1 United Road Services			4 Cassens Transport Co.		
\$713,000 ^e	\$713,000 ^e	NA	\$182,100 ^e	\$182,118	NA
2 Jack Cooper Holdings			5 Bennett Truck Transport/ Bennett DriveAway		
\$507,000 ^e	\$507,000 ^e	NA	\$113,200	\$89,026	27.2
3 Hansen & Adkins Auto Transport			6 McCollister's Global Services		
\$283,137 ^e	\$283,137 ^e	NA	\$31,000	NA	NA

Tank/Bulk

2021 Revenue (000)	2020 Revenue (000)	% change	2021 Revenue (000)	2020 Revenue (000)	% change
1 Kenan Advantage Group			9 Evans Delivery		
\$1,903,700	\$1,572,138	21.1	\$140,000	NA	NA
2 Quality Carriers			10 Martin Transport Inc.		
\$850,000	NA	NA	\$111,600	\$120,523 ^e	-7.4
3 Trimac Transportation Services			11 Dupré Logistics		
\$600,000 ^e	\$600,000	NA	\$109,200	\$98,044	11.4
4 Heniff Transportation Systems			12 Prime Inc.		
\$562,000 ^e	\$562,000 ^e	NA	\$96,700	\$75,098	28.8
5 Foodliner/Quest Liner			13 Apex Logistics		
\$437,100	\$416,796	4.9	\$81,800	\$81,935 ^e	-0.2
6 Roehl Transport			14 Andrews Logistics		
\$298,000	\$29,050 ^e	925.8	\$69,463 ^e	\$69,463	NA
7 Quantix Supply Chain Solutions			15 J&M Tank Lines		
\$275,100	NA	NA	\$64,241 ^e	\$64,241 ^e	NA
8 Groendyke Transport			16 NFI		
\$273,125 ^e	\$273,125 ^e	NA	\$37,000	\$35,000	5.7

Flatbed/Heavy Specialized

2021 Revenue (000)	2020 Revenue (000)	% change	2021 Revenue (000)	2020 Revenue (000)	% change
1 Daseke Inc.			17 Roehl Transport		
\$1,557,000	\$1,199,300	29.8	\$122,400	\$114,961 ^e	6.5
2 Landstar System			18 Cardinal Logistics		
\$1,549,000	\$1,202,295	28.8	\$112,000	\$116,800	-4.1
3 PS Logistics			19 Beemac Trucking		
\$900,000	\$677,000	32.9	\$96,400	\$155,616	-38.1
4 Anderson Trucking Service			20 JLE Industries		
\$899,200	\$796,978	12.8	\$95,000	\$52,848 ^e	79.8
5 Bennett Motor Express/Ace Doran Hauling & Rigging/Bennett Heavy & Specialized/American Eagle			21 Long Haul Trucking		
\$712,600	\$489,373	45.6	\$87,800	\$80,407	9.2
6 Mercer Transportation Co.			22 Carrier One Inc.		
\$528,500	\$305,576	73	\$51,000	NA	NA
7 TMC Transportation			23 AFC Transport		
\$450,000 ^e	\$450,000 ^e	NA	\$50,100	\$35,000	43.1
8 Maverick USA			24 Koch Cos.		
\$397,700	\$389,182 ^e	2.2	\$47,200	\$28,008	68.5
9 Melton Truck Lines			25 C.R. England		
\$303,300	\$292,125	3.8	\$40,000	\$26,300 ^e	52.1
10 Prime Inc.			26 Day & Ross		
\$250,100	\$200,998	24.4	\$29,800	\$24,543	21.4
11 PGT Trucking			27 Bowers Trucking		
\$231,204 ^e	\$231,204	NA	\$28,700	\$20,000	43.5
12 R&R Express			28 Bison Transport		
\$218,300	\$144,780	50.8	\$28,700	\$24,471	17.3
13 Western Express			29 Canada Cartage System		
\$217,000	\$180,375	20.3	\$28,000	\$25,125	11.4
14 System Transport			30 NFI		
\$203,000	\$185,000	9.7	\$21,700	\$19,000	14.2
15 CRST The Transportation Solution			31 Best Logistics Group		
\$200,000	\$158,673	26	\$16,500	NA	NA
16 Acme Truck Line			32 Averitt Express		
\$184,600	\$145,000 ^e	27.3	\$6,700	NA	NA

TMC Transportation revenue is for 2019.

PGT Trucking revenue is for 2020.

NA = Not Applicable or Not Available

Mail

2021 Revenue (000)	2020 Revenue (000)	% change	2021 Revenue (000)	2020 Revenue (000)	% change	2021 Revenue (000)	2020 Revenue (000)	% change	2021 Revenue (000)	2020 Revenue (000)	% change	2021 Revenue (000)	2020 Revenue (000)	% change					
1 FedEx Corp.	\$2,170,800	\$2,224,115	-2.4	7 Postal Fleet Services*	\$196,700	\$292,568	-32.8	12 Southern Mail Service*	\$131,100	\$114,358	14.6	18 American Airlines*	\$72,200	\$65,819	9.7	24 Beco Inc.*	\$51,500	\$48,288	6.7
2 10 Roads Express*	\$917,100	\$851,957 ^e	7.6	8 Matheson Trucking*	\$194,600	\$171,270	13.6	13 McCormick Trucking*	\$115,600	\$48,369	139	19 EVE International Logistics*	\$71,600	NA	NA	25 Sodrel Truck Lines*	\$47,700	\$38,319	24.5
3 UPS Inc.	\$290,800	\$203,260	43.1	9 Kalitta Air*	\$176,400	\$196,870	-10.4	14 Delta Air Lines*	\$90,800	\$93,389	-2.8	20 Davenport Transportation*	\$68,000	\$54,786	24.1	26 Alaska Airlines*	\$44,900	\$37,547	19.6
4 Victory Packaging*	\$262,700	NA	NA	10 Evo Transportation & Energy Services*	\$164,200	\$169,852	-3.3	15 Amerijet International*	\$90,700	NA	NA	21 Alaska Central Express*	\$61,700	\$46,092	33.9	27 Lyons Express*	\$42,000	NA	NA
5 XPO Logistics	\$202,200	\$56,586	257.3	11 Midwest Transport*	\$132,300	\$119,552	10.7	16 Bancroft and Sons Transportation*	\$78,400	\$77,374	1.3	22 AJR Trucking*	\$54,500	\$39,541	37.8	28 Atlas World Group	\$31,300	NA	NA
6 United Airlines*	\$197,200	\$166,829	18.2					17 Alan Ritchey Inc.*	\$72,900	\$70,136	3.9	23 B&B Trucking*	\$52,300	\$48,236	8.4				

* Revenue for these companies provided by Culhane Meadows.

Package/Courier

2021 Revenue (000)	2020 Revenue (000)	% change	2021 Revenue (000)	2020 Revenue (000)	% change	2021 Revenue (000)	2020 Revenue (000)	% change			
1 FedEx Corp.	\$78,023,000	\$68,119,000	14.5	4 LaserShip/OnTrac	\$1,662,000	\$832,000 ^e	99.8	7 Fastrate/Bestway/ASL Distribution Services	\$95,000	\$109,000	-12.8
2 UPS Inc.	\$60,317,000	\$69,444,000	-13.1	5 TFI International	\$639,900	\$481,490	32.9	8 Day & Ross	\$7,400	\$32,460	-77.2
3 Purolator	\$2,600,000	\$1,646,117	57.9	6 Spee-Dee Delivery Service	\$164,500 ^e	\$164,453	NA				

LaserShip/OnTrac revenue is estimated by SJ Consulting Group.
Spee-Dee Delivery Service revenue is for 2020

Air/Expedited

2021 Revenue (000)	2020 Revenue (000)	% change	2021 Revenue (000)	2020 Revenue (000)	% change		
1 Forward Air	\$1,151,244	\$878,500	31	2 ArcBest	\$359,900	\$245,000	46.9
3 Covenant Logistics Group	\$337,100	NA	NA	4 Magnate Worldwide	\$73,000 ^e	\$73,000 ^e	NA
5 Sameday Worldwide	\$7,400	\$5,146	43.8	6 NFI	\$5,000	\$1,000	400

Refrigerated

2021 Revenue (000)	2020 Revenue (000)	% change	2021 Revenue (000)	2020 Revenue (000)	% change	2021 Revenue (000)	2020 Revenue (000)	% change			
1 Prime Inc.	\$2,061,400	\$1,932,669	6.7	8 C.R. England	\$266,000	NA	NA	15 WEL Cos.	\$121,200	\$124,252	-2.5
2 KLLM Transport Services	\$953,000	\$917,000	3.9	9 Day & Ross	\$178,600	\$139,339	28.2	16 Leonard's Express	\$111,000	NA	NA
3 Swift Refrigerated	\$755,000 ^e	\$755,000 ^e	NA	10 Cardinal Logistics	\$144,000	\$109,900	31	17 A&A Express	\$110,000 ^e	\$110,000	NA
4 Stevens Transport	\$745,000	\$688,000	8.3	11 NFI	\$142,000	\$130,000	9.2	18 Canada Cartage System	\$105,000	\$94,219	11.4
5 Hirschbach Motor Lines	\$520,500	\$423,222	23	12 Erb Group	\$135,000	NA	NA	19 Soar Transport	\$103,006 ^e	\$103,006	NA
6 Marten Transport	\$396,700	\$379,148	4.6	13 Pride Transport	\$134,000 ^e	\$134,000	NA	20 Continental Express	\$95,000 ^e	\$95,000	NA
7 John Christner Trucking	\$310,400	\$338,873 ^e	NA	14 National Carriers	\$125,200	\$125,800	-0.5	21 Bison Transport	\$76,200	\$74,851	1.8

Pride Transport, A&A Express, Soar Transport and Continental Express revenue is for 2020.

Swift Refrigerated revenue is for 2019.

NA = Not Applicable or Not Available

STRATEGY, HARD WORK, DEDICATION, & SUCCESS

Congratulations
to all who have earned
a spot among this year's
Top 100 For-Hire Carriers.

We are honored
to support so many of you.



Learn how today's top
carriers are supported by DDC



 www.ddcfpo.com

 303.674.0681

 info@ddcfpo.com